

# Virginia Standard Highway Signs

2011 Edition



## PREFACE

The Virginia Department of Transportation (VDOT) has prepared detailed drawings of Virginia Standard Highway Signs, which have been approved by the State Traffic Engineer, and are prescribed or provided for in the Virginia Supplement to the 2009 Manual on Uniform Traffic Control Devices (MUTCD). These are for use by all traffic authorities, agencies, jurisdictions and persons involved with the fabrication, installation and maintenance of traffic signs on publicly-maintained streets and highways in the Commonwealth of Virginia, and are recommended for private roadways, as well. This Virginia Standard Highway Signs book is to be used as a *supplement* to the National Standard Highway Signs book.

These drawings are presented in English units. They are provided to promote uniformity in design throughout Virginia, and thereby enhance roadway safety and operations. As stated in the MUTCD, "Uniformity in design includes shape, color, dimensions, legends and retroreflection." All symbols shall be unmistakably similar to those shown and where a word message is applicable, the wording shall be as herein provided unless there is an option for alternative wording. Most standard symbols are oriented facing left; however, this does not preclude the use of mirror images of these symbols where the reverse orientation might better convey a direction of movement to vehicle operators. Standardization of these designs does not preclude minor changes in the proportion of the symbols, width of borders, or layout of word messages, but all shapes and colors shall be as indicated.

## CONFORMITY TO DIMENSIONS

The signs shall be fabricated in reasonable conformity to the dimensions in detailed drawing contained herein. Minor adjustments to the dimensions shown on the detailed drawings on a sign face will be permitted to achieve design accuracy and accommodate reasonable fabrication tolerances. Small variations in letter height, letter stroke width, letter spacing and interline spacing between lines of legend are expected as reasonable tolerances in the sign fabrication process. These variations shall not affect the legibility of the sign. Placement of the sign legend on the sign face in reasonable conformity to the sign details will provide the design legibility for the sign.

An attempt has been made to provide uniformity of specific design details between two or more different types of signs having approximately the same sizes. Additionally, details for arrows and other items have been standardized as much as possible to facilitate fabrication of the signs and for national uniformity.

For word messages, only the overall length and placement of the characters are shown. Only the Standard Alphabet spacing charts may be used to determine overall length (except where Clearview font is utilized, specifically on all positive contrast signs). The spacing between individual character combinations can be adjusted visually to attain the most satisfying balance.

For symbol messages, the overall height and width of the symbol and its placement on the sign is shown. All symbols and symbol drawings are contained in the Appendix or in

the National Standard Highway Signs appendix. Any symbol may be enlarged if done proportionally. The grid is provided as a reference to ensure the proportional relationship(s) remain correct.

### **SIGN SIZE**

Sign size tables are provided for each sign in this publication. To assist in selecting the appropriate size of sign, sign size tables are available in Part 2 of the Virginia Supplement to the 2009 MUTCD.

The decision to use the most appropriate sign size is the responsibility of the designer or transportation agency or engineer having authority over the traffic facility. Larger traffic signs may be used to improve conspicuity and legibility.

### **CHANGES IN EARLIER SIGN STANDARDS**

In publishing this sign manual, VDOT reviewed all signs that have been previously approved for use. As a result of the review, signs may have been revised or eliminated, and new signs have also been added. The majority of eliminated signs are now provided for in the most recent 2009 Edition of the MUTCD. Revisions to existing signs range from minor changes to complete replacement of sign details.

### **FUTURE REVISIONS**

VDOT will periodically post revisions to this book on the VDOT website and notification will

not be provided, therefore use of the on-line electronic publication is recommended.

## TABLE OF CONTENTS

## Sign Code

## Page

### Regulatory Signs

NO DUMPING.....	R0-V1	1
LITTERING IS ILLEGAL.....	R0-V2	2
SPEED CHECKED BY RADAR AND OTHER ELECTRICAL DEVICES.....	R0-V3	3
RADAR DETECTORS ILLEGAL.....	R0-V4	4
HIGHWAY SAFETY CORRIDOR FINES.....	R0-V5	5
END HIGHWAY SAFETY CORRIDOR.....	R0-V6	6
SPEED LIMIT ENFORCED BY AIRCRAFT.....	R0-V7	7
TRUCKS-BUSES ALL TOWED VEHICLES CARS ONLY Rest Area Sign.....	R0-V8	8
NOTICE FINES UP TO \$500 FOR EXCEEDING SPEED LIMIT IN WORK ZONE.....	R2-V1	9
END XX MILE SPEED.....	R2-V2	10
TOWED VEHICLES Speed Limit (Plaque).....	R2-VP1	11
BEGIN.....	R3-9cP (V)	12
Optional U-Turn / Left Turn.....	R3-V1	13
COMMERCIAL VEHICLES EXCEPT BUSES USE RIGHT LANE WHEN OPERATED XX MPH OR BELOW.....	R4-V1	14
COMMERCIAL VEHICLES EXCEPT BUSES PROHIBITED IN LEFT LANE.....	R4-V2	15
COMMERCIAL VEHICLES EXCEPT BUSES PROHIBITED IN LEFT LANE (Reduced Width).....	R4-V2a	16
END COMMERCIAL VEHICLE RESTRICTION.....	R4-V3	17
TRUCKS & COMBINATION VEHICLES USE RIGHT LANE WHEN OPERATED BELOW XX MPH.....	R4-V4	18
Reserved for a future sign.....	R4-V5	
LANE CLOSED DO NOT PASS (Vehicle-Mounted Sign).....	R4-V6	19
KEEP LEFT (RIGHT).....	R4-V7	20
LEFT (RIGHT) Overlay for R4-V7 Sign.....	R4-VP1	21
AUTHORIZED VEHICLES ONLY.....	R5-11 (V)	22
RESTRICTED WIDTH ROUTE.....	R5-V1	23
NO PEDESTRIANS, BICYCLES, MOPEDS, ANIMALS, SELF-PROPELLED MACHINERY OR EQUIPMENT.....	R5-V2	24
THROUGH TRUCKS PROHIBITED.....	R5-V3	25
STATE POLICE PARKING ONLY.....	R7-V1	26
TOW-AWAY ZONE PENALTY \$100 - \$500 FINE (Plaque).....	R7-VP1	27
UNATTENDED VEHICLES SUBJECT TO TOWING AT OWNER'S EXPENSE (Plaque).....	R8-VP1	28
NO FISHING FROM BRIDGE.....	R9-V1	29
Pedestrian Swing Bridge.....	R9-V2	30
Traffic Signal - PHOTO ENFORCED.....	R10-18a	31
RAMP CLOSED.....	R11-V1	32
CLOSED - LOCAL TRAFFIC ONLY.....	R11-V2	33
WEIGHT LIMIT Symbol.....	R12-V1	34
BRIDGE (Plaque).....	R12-VP1	35
FENDER BENDER MOVE VEHICLES.....	R16-4 (V)	36

	<b>Sign Code</b>	<b>Page</b>
STATE LAW STOP FOR SCHOOL BUS LOADING OR UNLOADING CHILDREN.....	S0-V1	37

## **Warning Signs**

TRUCK ROLLOVER .....	W1-13 (V)	38
ONE - DIRECTION LARGE ARROW .....	W1-V1	39
Lane Width (Plaque) .....	W5-VP1	40
PARALLEL ROAD CLOSED (Plaque) .....	W6-VP1	41
STEEP GRADE AHEAD (Plaque) .....	W7-VP1	42
STEEL GRID DECK.....	W8-V1	43
EXPANSION JOINTS .....	W8-V2	44
OPEN JOINTS ON BRIDGE .....	W8-V3	45
UNMARKED PAVEMENT AHEAD .....	W8-V4	46
SHOULDER DROP OFF.....	W8-V5	47
UNEVEN TRACKS.....	W10-V1	48
RESCUE SQUAD .....	W11-V1	49
CONSTRUCTION ENTRANCE .....	W11-V2	50
Number Overlay for W11-V2 Sign .....	W11-VP1	51
WATCH FOR TURNING VEHICLES .....	W11-V3	52
TRUCKS ENTERING HIGHWAY .....	W11-V4	53
WATCH FOR CHILDREN .....	W15-V1	54
NEXT XX MILES (Plaque) .....	W16-VP1	55
EVERY 1 MILE (Plaque).....	W16-VP2	56
XX FEET (Plaque).....	W16-VP3	57
NEXT LEFT (RIGHT) (EXIT) (Plaque) .....	W16-VP4	58
EXIT Number (Plaque).....	W16-VP5	59
SLOW (Paddle / AFAD) .....	W20-8 (V)	60
ROAD WORK AHEAD - LEFT (RIGHT) SHOULDER CLOSED (Vehicle-Mounted Sign).....	W20-V1	61
ROAD WORK AHEAD - LEFT (RIGHT) (CENTER) LANE CLOSED (Vehicle-Mounted Sign).....	W20-V2	62
ROAD WORK AHEAD - X LEFT (X RIGHT) LANES CLOSED (Vehicle-Mounted Sign).....	W20-V2a	63
MOWING AHEAD - LEFT (RIGHT) SHOULDER CLOSED (Vehicle-Mounted Sign).....	W20-V3	64
MOWING AHEAD - LEFT (RIGHT) LANE CLOSED (Vehicle-Mounted Sign) ..	W20-V4	65
LINE PAINTING AHEAD - LEFT (RIGHT) (CENTER) LANE CLOSED (Vehicle-Mounted Sign).....	W20-V5	66
LINE PAINTING AHEAD - X LEFT (X RIGHT) LANES CLOSED (Vehicle-Mounted Sign).....	W20-V5a	67
SPRAYING AHEAD - LEFT (RIGHT) SHOULDER CLOSED (Vehicle-Mounted Sign).....	W20-V6	68
SPRAYING AHEAD - LEFT (RIGHT) LANE CLOSED (Vehicle-Mounted Sign).....	W20-V7	69

	<b>Sign Code</b>	<b>Page</b>
PRE-STORM TREATMENT - LEFT (RIGHT) (CENTER) LANE CLOSED (Vehicle-Mounted Sign).....	W20-V8	70
PRE-STORM TREATMENT - X LEFT (X RIGHT) LANES CLOSED (Vehicle-Mounted Sign).....	W20-V8a	71
PRE-STORM TREATMENT (Vehicle-Mounted Sign).....	W20-V9	72
KEEP BACK 100 FT (Vehicle-Mounted Sign) .....	W20-V10	73
ROAD CLOSED HIGH WATER.....	W20-V11	74
RAMP CLOSED AHEAD.....	W20-V12	75
LEFT (RIGHT) (CENTER) TURN LANE CLOSED AHEAD.....	W20-V13	76
GROOVED PAVEMENT AHEAD .....	W20-V14	77
EMERGENCY SCENE AHEAD .....	W20-V25	78
ROAD WORK AHEAD Overlay for W20-V1 through W20-V8 Signs .....	W20-VP1 – W20-VP5	79
LEFT SHOULDER Overlay for W20-V1 through W20-V8 Signs .....	W20-VP6 – W20-VP10	80
X LEFT LANES Overlay for W20-V1 through W20-V8 Signs .....	W20-VP11 – W20-VP12	81
WATCH FOR SLOW MOVING VEHICLES .....	W21-V1	82
ROAD WORK NEXT 2 MILES .....	W21-V2	83
MOWING NEXT 2 MILES .....	W21-V3	84
LINE PAINTING NEXT 5 MILES.....	W21-V4	85
SPRAYING NEXT 5 MILES .....	W21-V5	86
CLEANUP CREW WORKING .....	W21-V6	87
LITTER PICK UP .....	W21-V7	88
SURVEY CREW AHEAD.....	W21-V8	89
ALL TRAFFIC MERGE LEFT (RIGHT).....	W21-V9	90
SLOW.....	W21-V10	91
BOTH SHOULDERS CLOSED.....	W21-V11	92
BOTH SHOULDERS CLOSED AHEAD .....	W21-V12	93
PULL-OFF AREA .....	W21-V13	94
LEFT (RIGHT) PULL-OFF AREA .....	W21-V14	95
NO PULL-OFF AREA.....	W21-V15	96
RAMP WORK AHEAD .....	W21-V16	97
SIGNAL WORK AHEAD .....	W21-V17	98
LEFT (RIGHT) Overlay for W9-2, W9-3, W20-5, W21-5b & W20-V13 Signs....	W21-VP1	99
LEFT (RIGHT) Overlay for W21-V9 Signs .....	W21-VP1a	100
LEFT (RIGHT) Overlay for W21-5a Signs .....	W21-VP1b	101
LEFT (RIGHT) Overlay for W21-V14 Signs .....	W21-VP1c	102
LEFT (RIGHT) Overlay for W9-1 Signs .....	W21-VP1d	103
CENTER Overlay for W20-5L, W20-5R, W20-V13L & W20-V13R Signs .....	W21-VP2	104
ROAD WORK NEXT XX MILES .....	G20-1 (V)	105
END ROAD WORK.....	G20-2 (V)	106
WORK ZONE (Plaque) .....	G20-5aP (V)	107
WORK VEHICLE DO NOT FOLLOW (Vehicle-Mounted Sign) .....	G20-V1	108
END MOWING.....	G20-V2	109
END SURVEY.....	G20-V3	110
CAUTION FREQUENT STOPS (Vehicle-Mounted Sign).....	G20-V4a	111

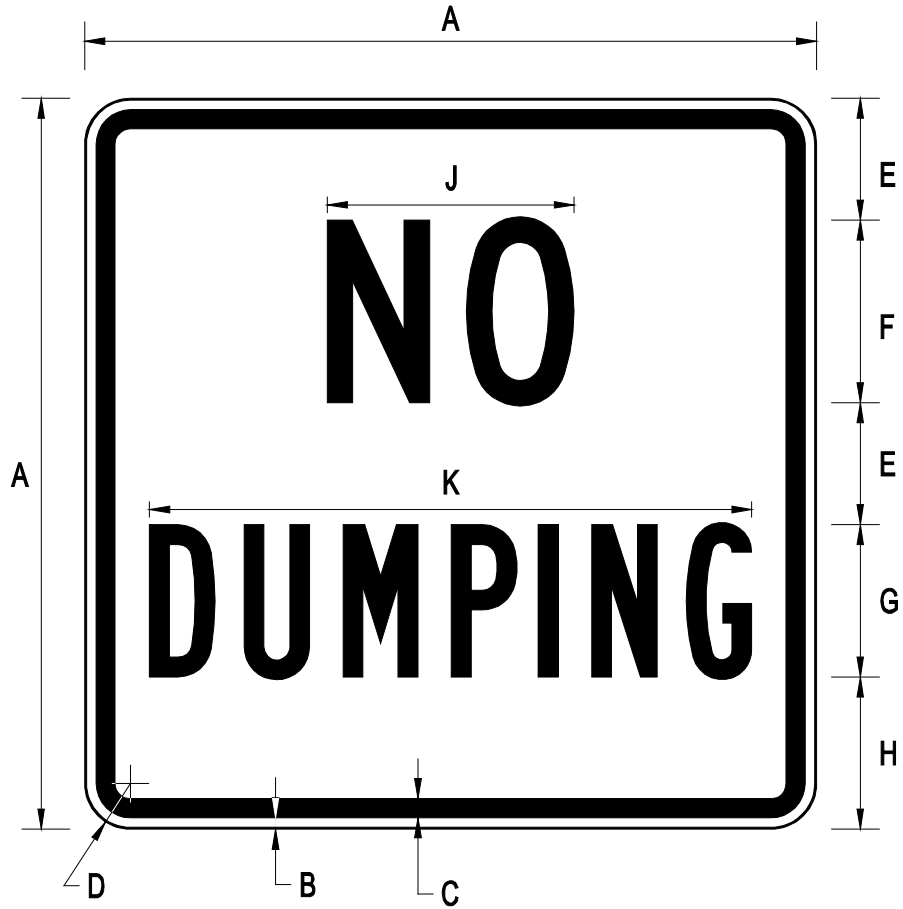
	<b>Sign Code</b>	<b>Page</b>
CAUTION FREQUENT STOPS (Vehicle-Mounted Sign) .....	G20-V4b	112
CAUTION FREQUENT STOPS (Vehicle-Mounted Sign) .....	G20-V4c	113
XX MILES AHEAD (Plaque) .....	G20-VP1	114

## **Guide Signs**

Virginia Primary Route Sign for Independent Use (1 or 2 Digits) .....	M1-V1a	115
Shield Layout for Virginia Primary Route Sign for Independent Use (1 or 2 Digits - Shield) .....		116
Virginia Primary Route Sign for Guide Sign Use (1 or 2 Digits).....	M1-V1b	117
Virginia Primary Route Sign for Independent Use (3 Digits).....	M1-V1c	118
Shield Layout for Virginia Primary Route Sign for Independent Use (3 Digits - Shield).....		119
Virginia Primary Route Sign for Guide Sign Use (3 Digits).....	M1-V1d	120
Virginia Circular Secondary Route Sign for Independent Use (3 Digits) .....	M1-V2a	121
Virginia Circular Secondary Route Sign for Guide Sign Use (3 Digits) .....	M1-V2b	122
Virginia Circular Secondary Route Sign for Independent Use (4 Digits) .....	M1-V2c	123
Virginia Circular Secondary Route Sign for Guide Sign Use (4 Digits) .....	M1-V2d	124
Virginia Circular Secondary Route Sign for Independent Use (F & 4 Digits).....	M1-V2e	125
Virginia Circular Secondary Route Sign for Guide Sign Use (F & 4 Digits).....	M1-V2f	126
Virginia Rectangular Secondary Route Sign (3 Digits) - Two Arrows.....	M1-V3aB	127
Virginia Rectangular Secondary Route Sign (3 Digits) - Left Arrow .....	M1-V3aL	128
Virginia Rectangular Secondary Route Sign (3 Digits) - Right Arrow .....	M1-V3aR	129
Virginia Rectangular Secondary Route Sign (4 Digits) - Two Arrows.....	M1-V3bB	130
Virginia Rectangular Secondary Route Sign (4 Digits) - Left Arrow .....	M1-V3bL	131
Virginia Rectangular Secondary Route Sign (4 Digits) - Right Arrow .....	M1-V3bR	132
Virginia Rectangular Secondary Route Sign (5 Digits) - Two Arrows.....	M1-V3cB	133
Virginia Rectangular Secondary Route Sign (5 Digits) - Left Arrow .....	M1-V3cL	134
Virginia Rectangular Secondary Route Sign (5 Digits) - Right Arrow .....	M1-V3cR	135
DETOUR – Horizontal Arrow .....	M4-9 (V)	136
DETOUR – Up Arrow .....	M4-V1	137
DETOUR – 45° Arrow .....	M4-V2	138
DETOUR – Advance Turn 90° Arrow.....	M4-V3	139
DETOUR – Advance Turn Diagonal Arrow.....	M4-V4	140
Cardinal Direction/Route Shield (Plaque) .....	M4-V5a	141
Cardinal Direction/Route Shield (Plaque) .....	M4-V5b	142
TTC Business Entrance (One Line) .....	M4-V6a	143
TTC Business Entrance (Two Lines) .....	M4-V6b	144
OLD .....	M4-V7	145
TURN LANE .....	M4-V8	146
Street Name (Plaque) (One Line) .....	M4-VP1a	147
Street Name (Plaque) (Two Lines) .....	M4-VP1b	148
REST AREA PATROLLED BY STATE POLICE .....	D0-V1	149
Overhead Street Name Sign.....	D3-V1	150

	<b>Sign Code</b>	<b>Page</b>
Overhead Street Name Sign with Multiple Street Names.....	D3-V1a	151
Overhead Street Name Sign with Block Numbers.....	D3-V1b	152
Advanced Street Name Sign with Multiple Street Names.....	D3-V2	153
Through Route Block Numbers.....	D3-V3	154
VIRGINIA BYWAY .....	D6-V1	155
ENTERING (Plaque) .....	D6-VP1	156
LEAVING (Plaque) .....	D6-VP2	157
Grade-Separated Cross Road ID.....	D10-V1	158
CALL CELLULAR #77 FOR STATE POLICE .....	D12-V1	159
ADOPT A HIGHWAY .....	D14-V1	160
VIRGINIA WELCOMES YOU .....	I-V1	161
VIRGINIA .....	I-V1a	162
Named Bridges, Highways & Highway Segments (One Line) .....	I-V2a	163
Named Bridges, Highways & Highway Segments (Two Lines) .....	I-V2b	164
BEGIN STATE MAINTENANCE .....	I-V3a	165
END STATE MAINTENANCE.....	I-V3b	166
BIRD SANCTUARY .....	I-V4	167
ENTER (Jurisdiction) - LEAVE (Jurisdiction) .....	I-V5a	168
ENTER (Jurisdiction).....	I-V5b	169
CITY LIMITS .....	I-V6	170
CORPORATE LIMITS.....	I-V7	171
UNINCORPORATED PLACE (One Line).....	I-V8a	172
UNINCORPORATED PLACE (Two Lines) .....	I-V8b	173
Named Waterway.....	I-V9	174
MOUNTAIN CROSSING.....	I-V10	175
HISTORICAL MARKER .....	I-V11	176
POINT OF HISTORICAL INTEREST (One Line) .....	I-V12a	177
POINT OF HISTORICAL INTEREST (Two Lines).....	I-V12b	178
Advance Sign for Wayside.....	I-V13	179
Wayside Identification .....	I-V14	180
EXIT .....	E5-V1	181
PULL-OFF AREA Entrance .....	E5-V2	182





R0-V1

NO DUMPING

A	B	C	D	E	F	G	H	J	K
24	0.375	0.625	1.5	4	6 C	5 B	5	8.1	19.8

COLORS: LEGEND — BLACK  
 BACKGROUND — WHITE (RETROREFLECTIVE)



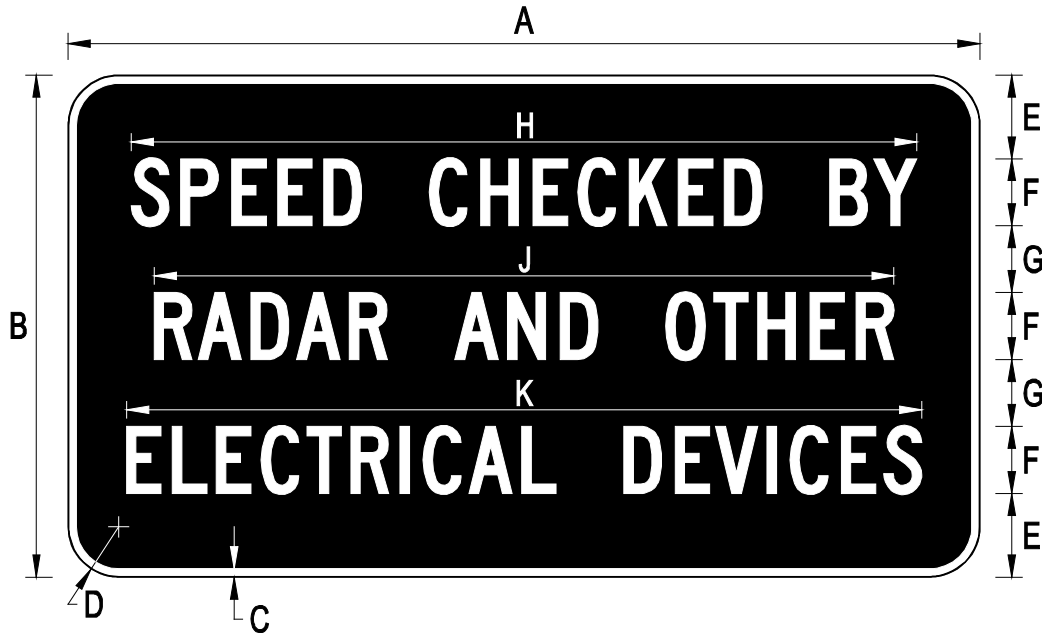
R0-V2  
LITTERING IS ILLEGAL

A	B	C	D	E	F	G	H	J	K	L	M
30	0.5	0.75	1.875	2.25	4 C	1.25	15	21	24.6	1.25	6.25
36	0.625	0.875	2.25	2.5	5 C	1.5	18	26.2	30	1.5	7.5
48	0.75	1.25	3	3.5	6 C	2.5	24	31.4	37	2	10

N	P
7.5	6.25
9	7.5
12	10

See Appendix for litter image detail.

COLORS: LEGEND/SYMBOL — BLACK  
 CIRCLE/DIAGONAL — RED (RETROREFLECTIVE)  
 BACKGROUND — WHITE (RETROREFLECTIVE)

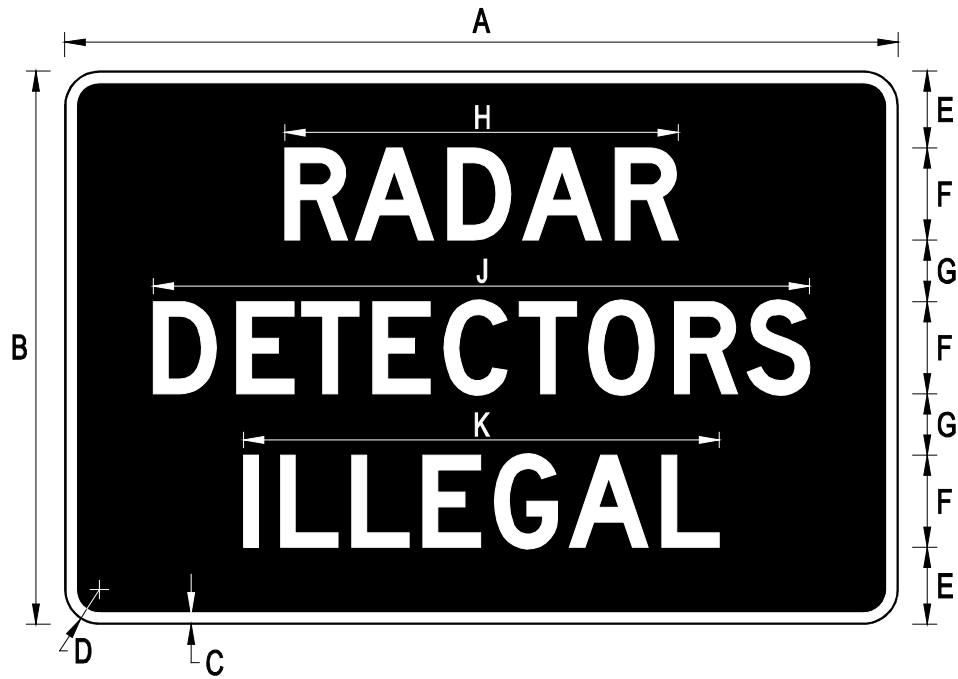


R0-V3

SPEED CHECKED BY RADAR AND OTHER ELECTRICAL DEVICES

A	B	C	D	E	F	G	H	J	K
54	30	0.75	1.875	5	4 C	4	46.5	43.8	47.1
96	42	1	3	6.5	6 D	5.5	80.3	77.1	82.6
126	54	1	3	8	8 D	7	107.1	102.8	110.1

COLORS: LEGEND — WHITE (RETROREFLECTIVE)  
 BACKGROUND — BLACK

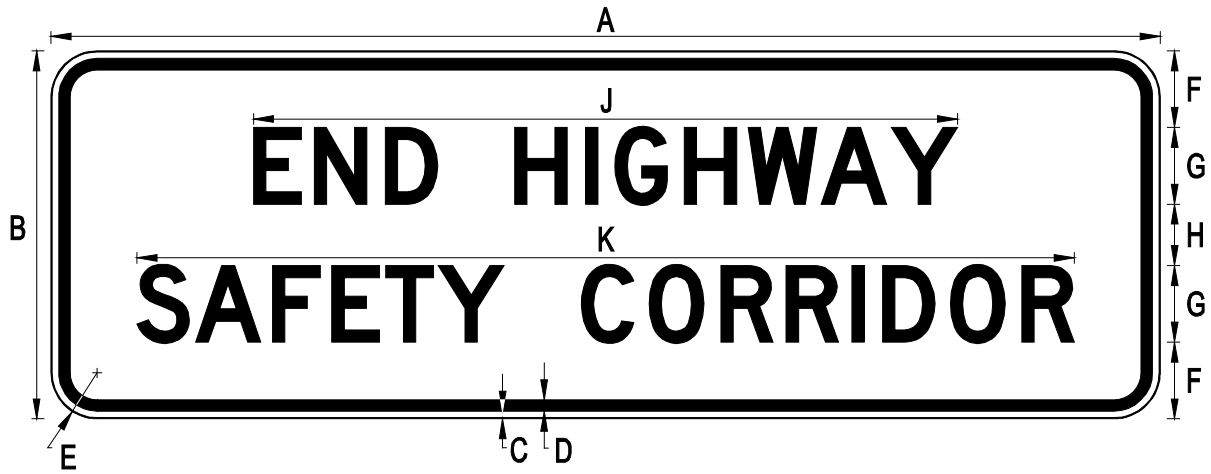


R0-V4  
RADAR DETECTORS ILLEGAL

A	B	C	D	E	F	G	H	J	K
54	36	0.75	2.25	5	6 D	4	25.5	42.5	30.8
72	48	1	3	6	8 D	6	34	56.7	41.1

COLORS: LEGEND — WHITE (RETROREFLECTIVE)  
BACKGROUND — BLACK

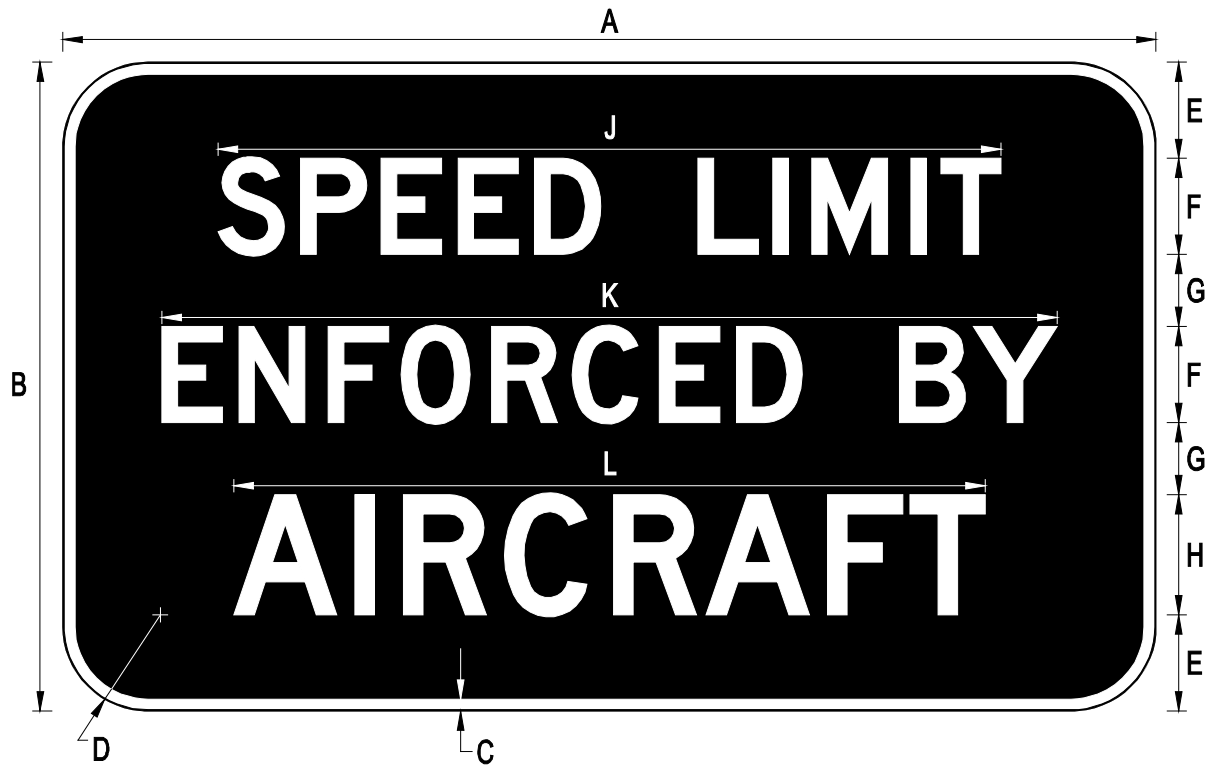




R0-V6  
END HIGHWAY SAFETY CORRIDOR

A	B	C	D	E	F	G	H	J	K
72	24	0.375	0.625	1.5	5	5 D	4	45.7	60.9
144	48	0.75	1.25	3	10	10 D	8	91.4	121.7

COLORS: LEGEND — BLACK  
BACKGROUND — WHITE (RETROREFLECTIVE)

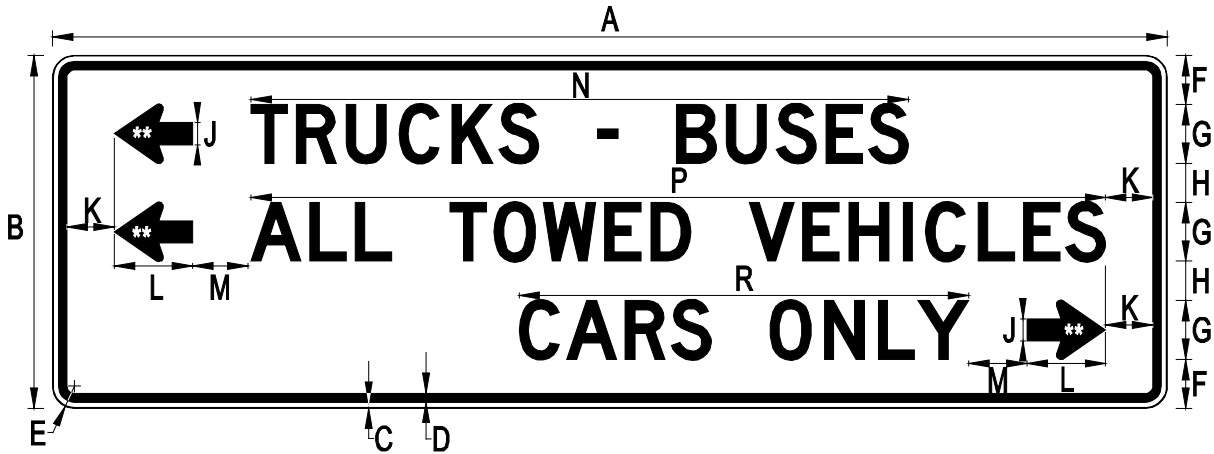


R0-V7

SPEED LIMIT ENFORCED BY AIRCRAFT

A	B	C	D	E	F	G	H	J	K	L
90	54	1	3	8	8 D	6	10 D	64.5	73.7	61.9

COLORS: LEGEND — WHITE (RETROREFLECTIVE)  
 BACKGROUND — BLACK



R0-V8

TRUCKS-BUSES ALL TOWED VEHICLES CARS ONLY Rest Area Sign

A	B	C	D	E	F	G	H	J	K	L	M
114	36	0.625	0.875	2.25	5	6 D	4	2.25	4 Min.	8	6

N	P	R
Var.	Var.	Var.

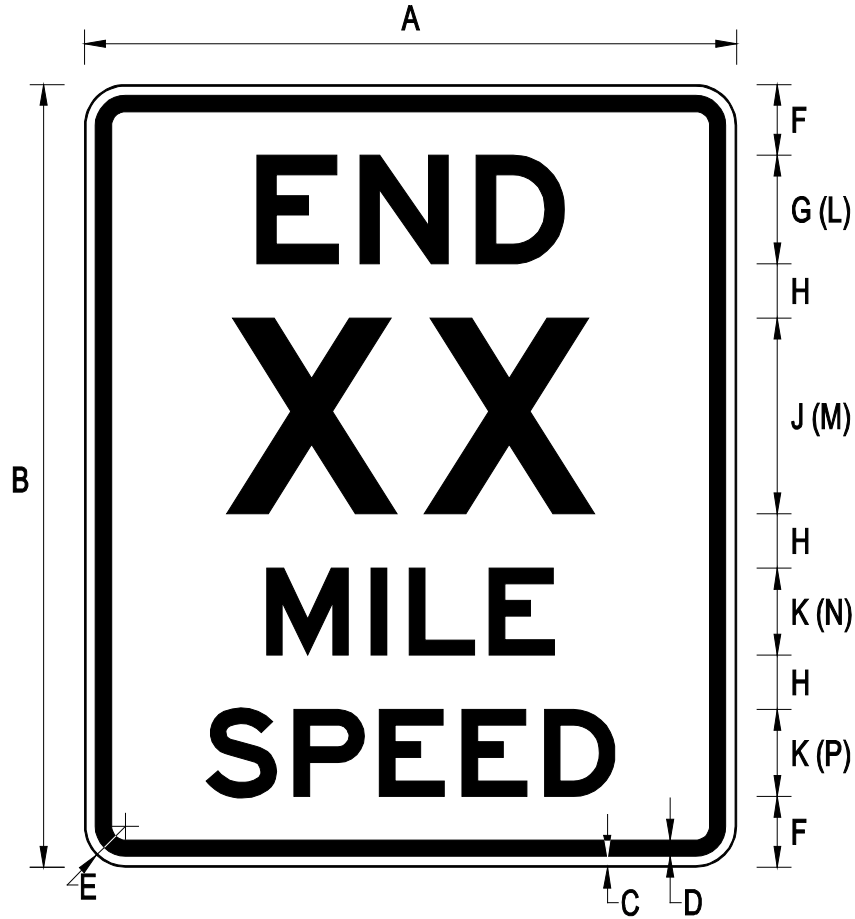
\*\* Refer to FHWA Standard Highway Signs book for standard arrow details.

The exact layout of this sign will vary depending on the specific Rest Area to which it is applied. Modifications to the legend are permissible; however, a sign panel detail shall be developed.

COLORS: LEGEND — BLACK  
 BACKGROUND — WHITE (RETROREFLECTIVE)







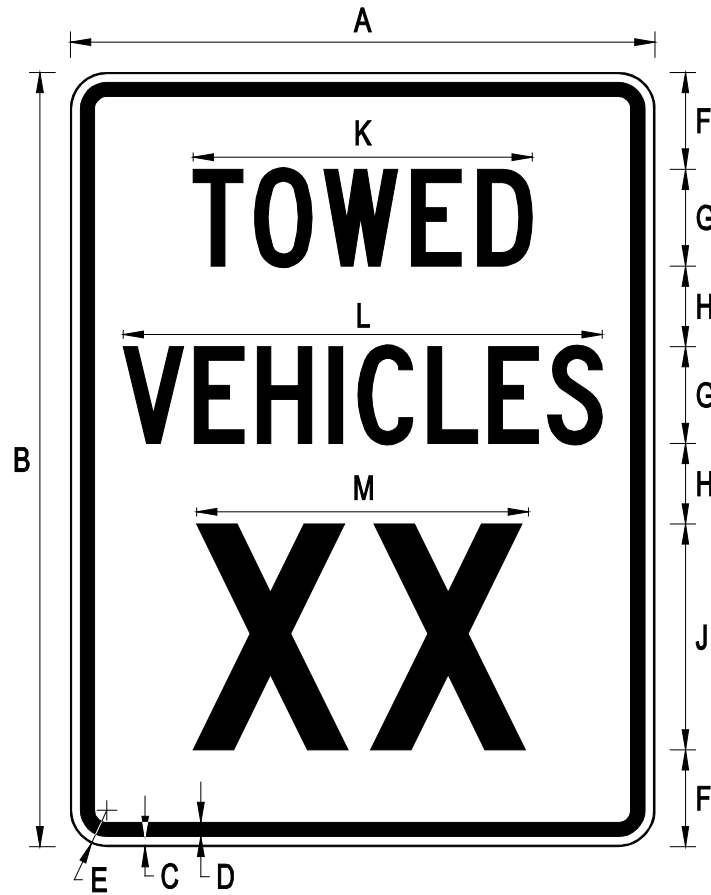
R2-V2  
END XX MILE SPEED

A	B	C	D	E	F	G	H	J	K	L	M
24	30	0.375	0.625	1.5	3	4 E	2	8 E	3 E	11.3	Var.
30	36	0.5	0.75	1.875	3.25	5 E	2.5	9 E	4 E	14.2	Var.

N	P
9.9	14.1
13.2	18.8

( ) Denotes line length.

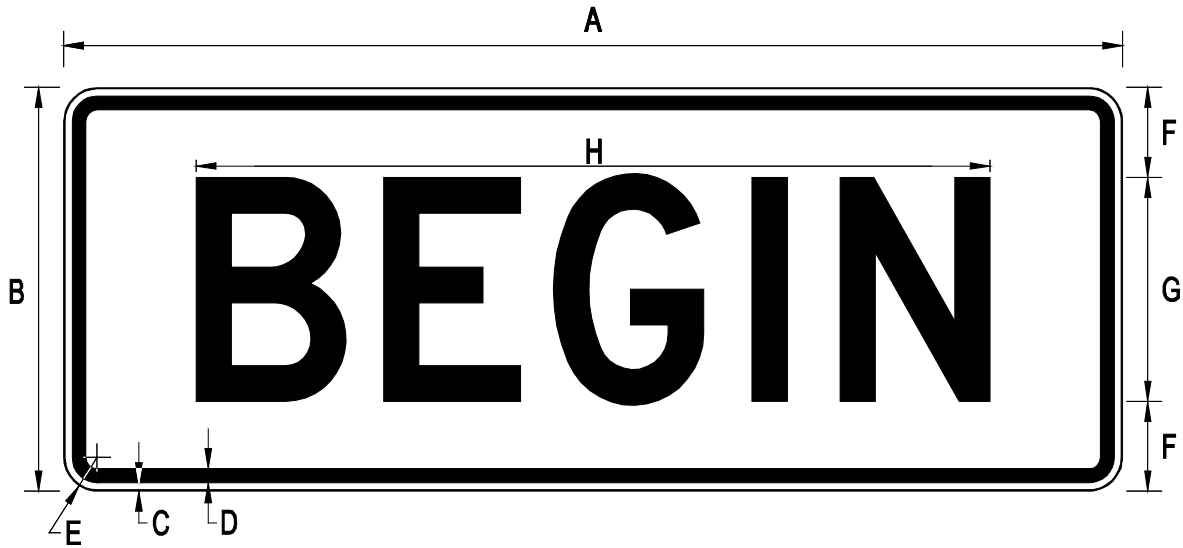
COLORS: LEGEND — BLACK  
BACKGROUND — WHITE (RETROREFLECTIVE)



R2-VP1  
TOWED VEHICLES Speed Limit (Plaque)

A	B	C	D	E	F	G	H	J	K	L	M
24	30	0.375	0.625	1.5	4	4 C	2	10 D	13.9	19	Var.
30	36	0.5	0.75	1.875	4.25	5 C	2.75	12 D	17.4	23	Var.
36	48	0.625	0.875	2.25	6	6 C	5	14 D	20.9	29.5	Var.
48	60	0.75	1.25	3	8	8 C	6	16 D	27.8	40	Var.

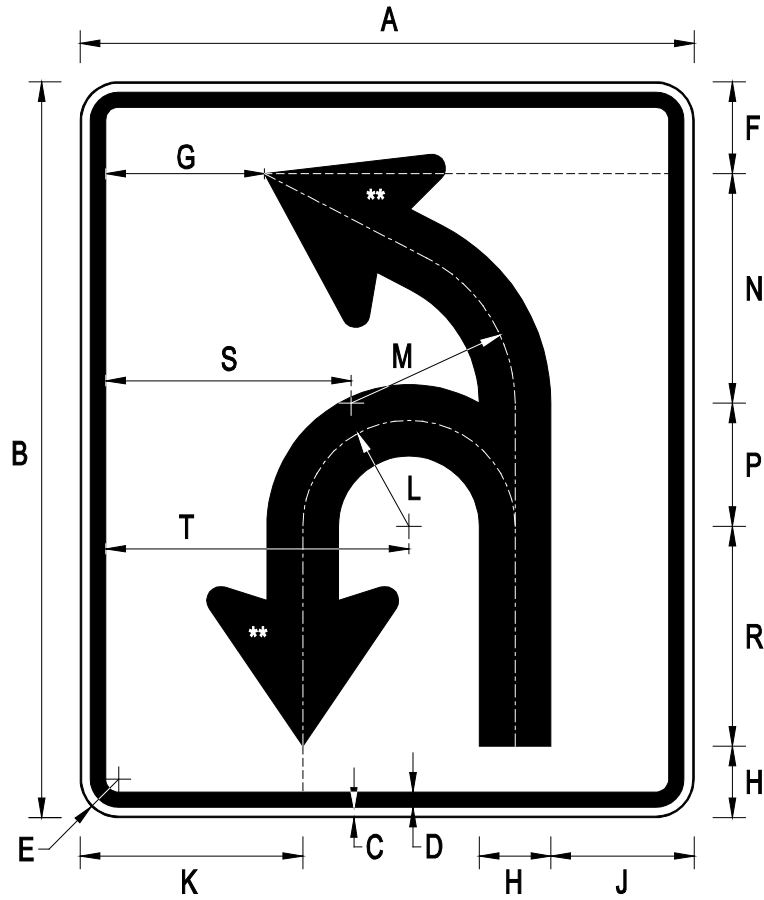
COLORS: LEGEND — BLACK  
 BACKGROUND — WHITE (RETROREFLECTIVE)



R3-9cP (V)  
BEGIN

A	B	C	D	E	F	G	H
48	18	0.375	0.625	1.5	4	10 D	36

COLORS: LEGEND — BLACK  
 BACKGROUND — WHITE (RETROREFLECTIVE)



R3-V1  
Optional U-Turn/Left Turn

A	B	C	D	E	F	G	H	J	K	L	M
30	36	0.5	0.75	1.875	4.5	7.75	3.5	7	10.875	5.1875	8

N	P	R	S	T
11.224	6.026	10.75	12	14.8125

\*\* Refer to FHWA Standard Highway Signs book for standard arrow details.

COLORS: LEGEND — BLACK  
BACKGROUND — WHITE (RETROREFLECTIVE)



R4-V1

COMMERCIAL VEHICLES EXCEPT BUSES USE RIGHT LANE WHEN OPERATED XX MPH OR BELOW

A	B	C	D	E	F	G	H	J	K	L	M
144	84	1	1.5	6	1	1.5	8	8 D	6	5	7

N	P	R	S	T	U	V	W	X
10 D	123	76.4	89	87.1	Var.	9	82.1	Var.

\* Legend "XX MPH OR BELOW" shall be centered on sign panel.

TOP COLORS: LEGEND — WHITE (RETROREFLECTIVE)  
 BACKGROUND: — BLACK

BOTTOM COLORS: LEGEND — BLACK (RETROREFLECTIVE)  
 BACKGROUND — WHITE



R4-V2

COMMERCIAL VEHICLES EXCEPT BUSES PROHIBITED IN LEFT LANE

A	B	C	D	E	F	G	H	J	K	L	M
90	48	0.75	1.25	3	0.75	1.25	6	5 D	4	76.8	47.8
144	72	1	1.5	4	1	1.5	8	8 D	6	123	76.4

N	P
47	35.4
75.1	56.6

TOP COLORS:      LEGEND      — WHITE      (RETROREFLECTIVE)  
 BACKGROUND:    — BLACK

BOTTOM COLORS: LEGEND      — BLACK  
 BACKGROUND    — WHITE      (RETROREFLECTIVE)



R4-V2a

COMMERCIAL VEHICLES EXCEPT BUSES PROHIBITED IN LEFT LANE (Reduced Width)

A	B	C	D	E	F	G	H	J	K	L	M
60	54	0.75	1.25	3	0.75	1.25	5	5 D	3	4	3
108	84	1	1.5	6	1	1.5	7.5	8 D	5	6	5.5

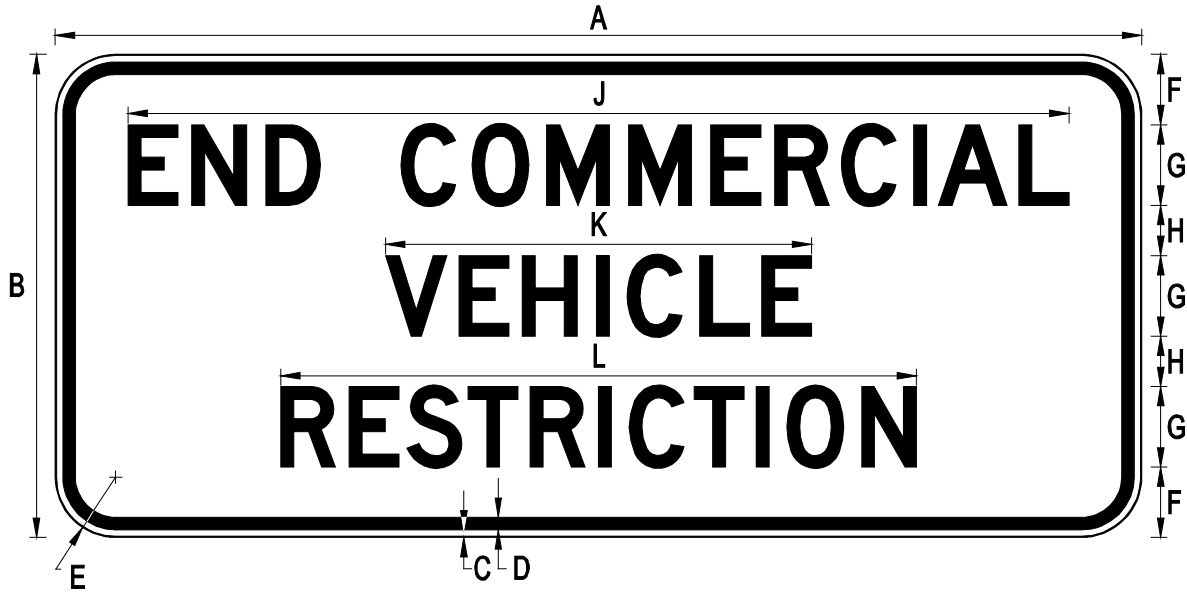
N	P	R	S	T	U	V	W
4	4	6	41.5	30.4	47.8	47	35.4
6.5	5	8.5	66.4	48.6	76.4	75.1	56.6

( ) Denotes line length.

TOP COLORS: LEGEND — WHITE (RETROREFLECTIVE)  
 BACKGROUND: — BLACK

BOTTOM COLORS: LEGEND — BLACK  
 BACKGROUND: — WHITE (RETROREFLECTIVE)





R4-V3

END COMMERCIAL VEHICLE RESTRICTION

A	B	C	D	E	F	G	H	J	K	L
108	48	0.75	1.25	3	7	8 D	5	93.5	42.3	63.2

COLORS: LEGEND — BLACK  
 BACKGROUND — WHITE (RETROREFLECTIVE)



R4-V4

TRUCKS & COMBINATION VEHICLES USE RIGHT LANE WHEN OPERATED BELOW XX MPH

A	B	C	D	E	F	G	H	J	K	L	M
144	84	1	1.5	6	1	1.5	8	8 D	6	5	7

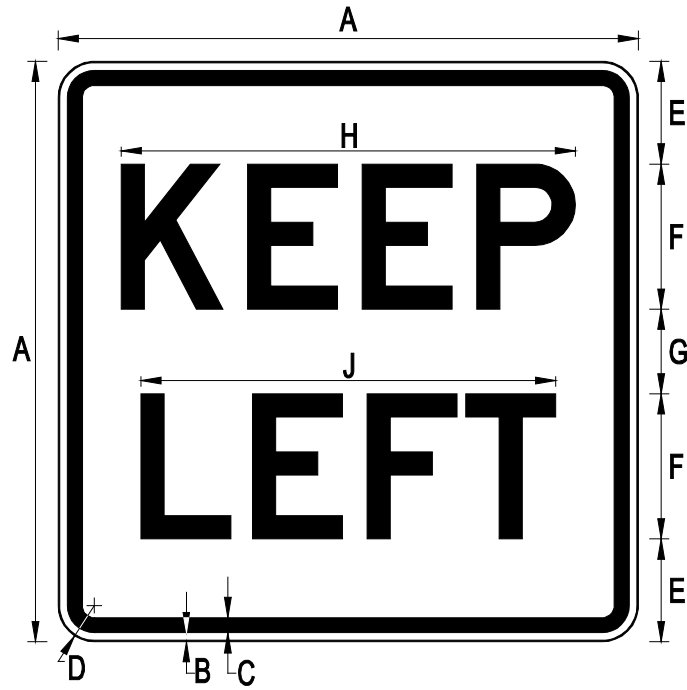
N	P	R	S	T	U	V	W	X	Y
10 D	54.3	123	89	87.1	33	9	Var.	20.2	Var.

\* Legend "BELOW XX MPH" shall be centered on sign panel.


TOP COLORS: LEGEND — WHITE (RETROREFLECTIVE)  
 BACKGROUND: — BLACK

BOTTOM COLORS: LEGEND — BLACK (RETROREFLECTIVE)  
 BACKGROUND — WHITE





R4-V7R  
KEEP RIGHT

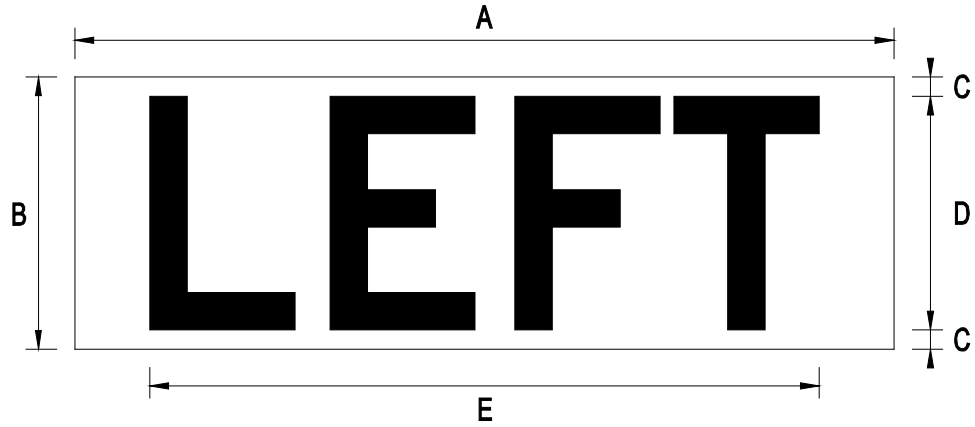


R4-V7L  
KEEP LEFT

A	B	C	D	E	F	G	H	J	K
36	0.625	0.875	2.25	6.5	9 D	5	28.2	25.7	30
48	0.75	1.25	3	8.5	12 D	7	37.6	34.3	40.5

TTC SIGN COLORS:

LEGEND — BLACK  
BACKGROUND — WHITE (RETROREFLECTIVE)



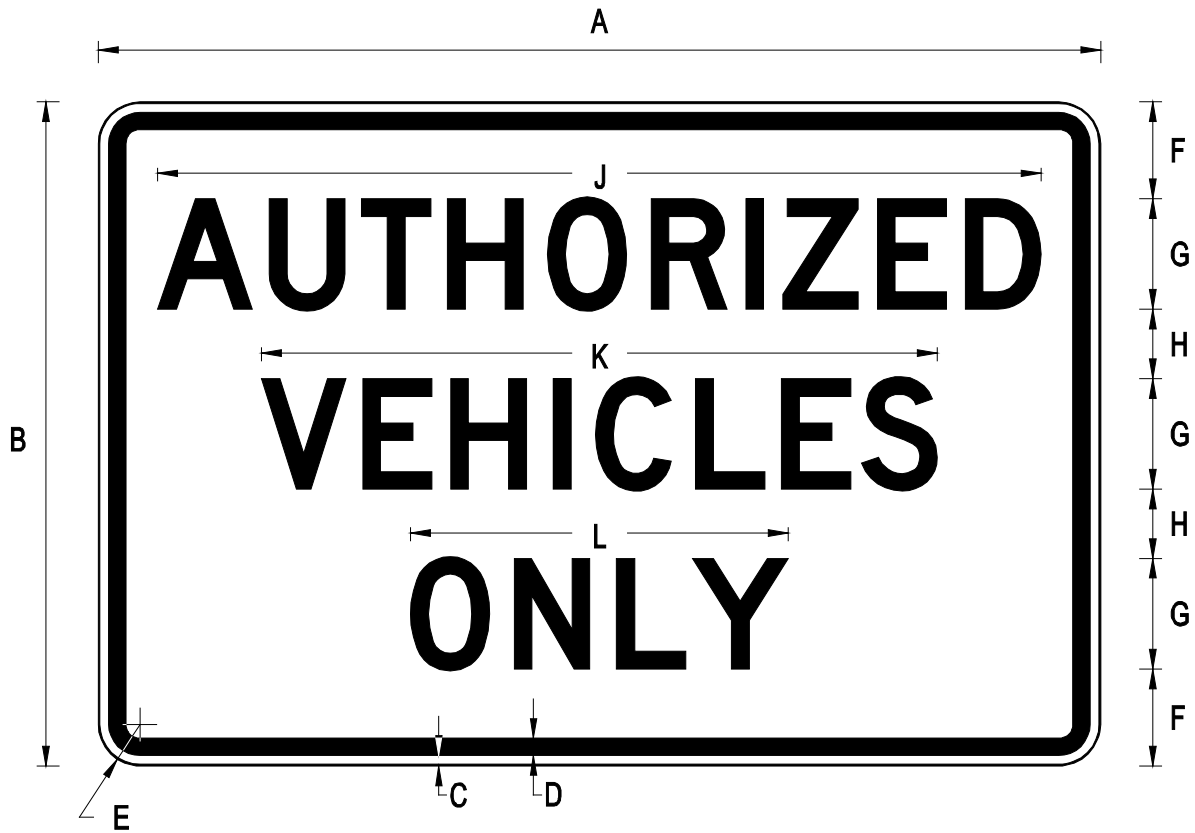
R4-VP1R  
RIGHT Overlay



R4-VP1L  
LEFT Overlay for R4-V7 Sign

A	B	C	D	E	F
32	12	1.5	9 D	25.7	30
42	14	1	12 D	34.3	40.5

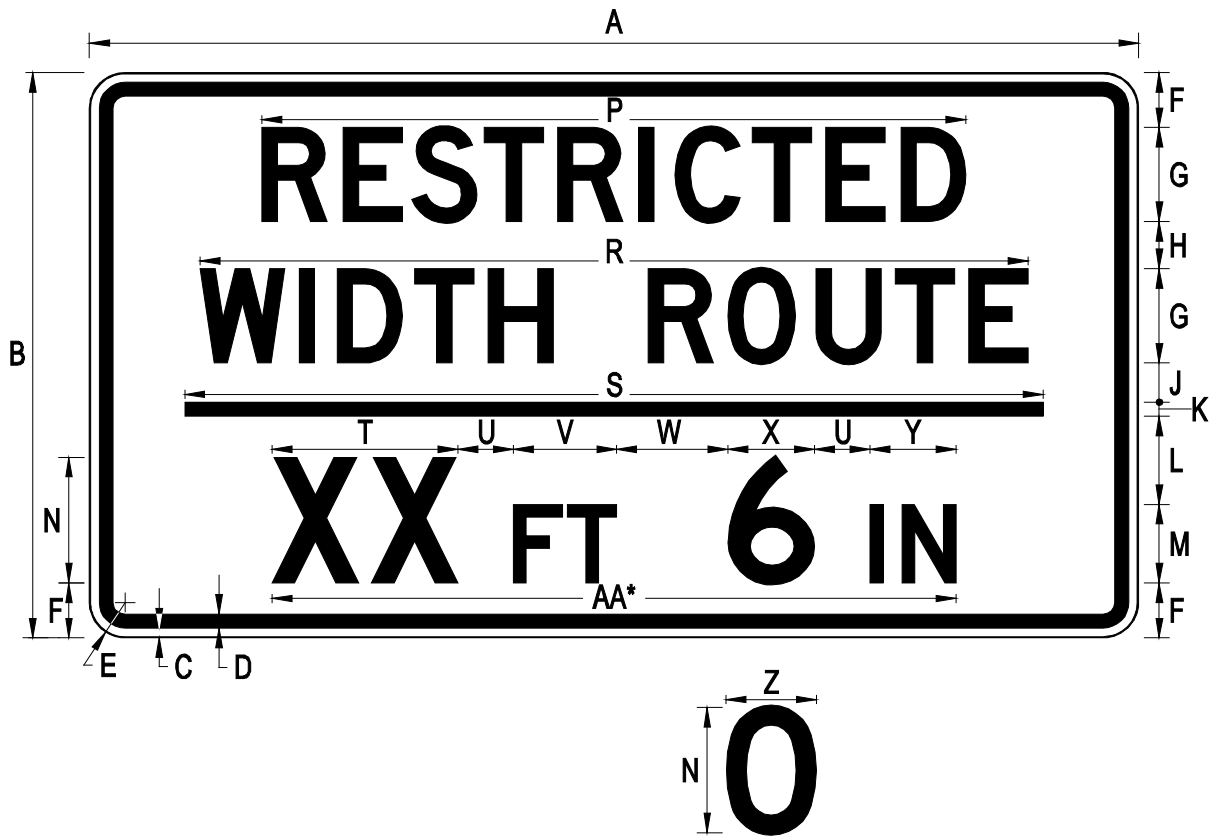
TTC SIGN COLORS:    LEGEND            — BLACK  
                                     BACKGROUND        — WHITE            (RETROREFLECTIVE)



R5-11 (V)  
AUTHORIZED VEHICLES ONLY

A	B	C	D	E	F	G	H	J	K	L
36	24	0.375	0.625	1.5	3.5	4 D	2.5	31.7	24.3	13.6

COLORS: LEGEND — BLACK  
 BACKGROUND — WHITE (RETROREFLECTIVE)



R5-V1  
RESTRICTED WIDTH ROUTE

A	B	C	D	E	F	G	H	J	K	L	M
42	30	0.5	0.75	1.875	4	4 D	3	2	0.75	4.25	4 D
66	36	0.625	0.875	2.25	3.5	6 D	3	2.5	0.875	5.625	5 D
108	60	0.75	1.25	3	6.375	10 D	6	4	1.25	8	8 D

N	P	R	S	T	U	V	W	X	Y	Z	AA
6 D	29.5	34.7	36	Var.	2.5	5.2	5	4.1	4.3	4.3	Var.
8 D	44.3	52.1	54	Var.	3.5	6.5	7	5.4	5.4	5.7	Var.
12 D	73.8	86.8	90	Var.	5	10.4	10	8.2	8.6	8.5	Var.

\* Legend "XX FT 0 IN" or "XX FT 6 IN" shall be centered on sign panel.

TTC SIGN COLORS: LEGEND — BLACK  
BACKGROUND — WHITE (RETROREFLECTIVE)



R5-V2

NO PEDESTRIANS, BICYCLES, MOPEDS, ANIMALS, SELF-PROPELLED MACHINERY OR EQUIPMENT

A	B	C	D	E	F	G	H	J	K	L	M
36	48	0.625	0.875	2.25	4.5	6 D	3	3 C	2.5	4	9.7

N	P	R	S	T	U
22.4	31	14.8	28.1	25.9	18.4

COLORS: LEGEND — BLACK  
 BACKGROUND — WHITE (RETROREFLECTIVE)





R5-V3  
THROUGH TRUCKS PROHIBITED

A	B	C	D	E	F	G	H	J	K	L
36	30	0.5	0.75	1.875	4.5	5 B	3	20.3	16.6	25.6

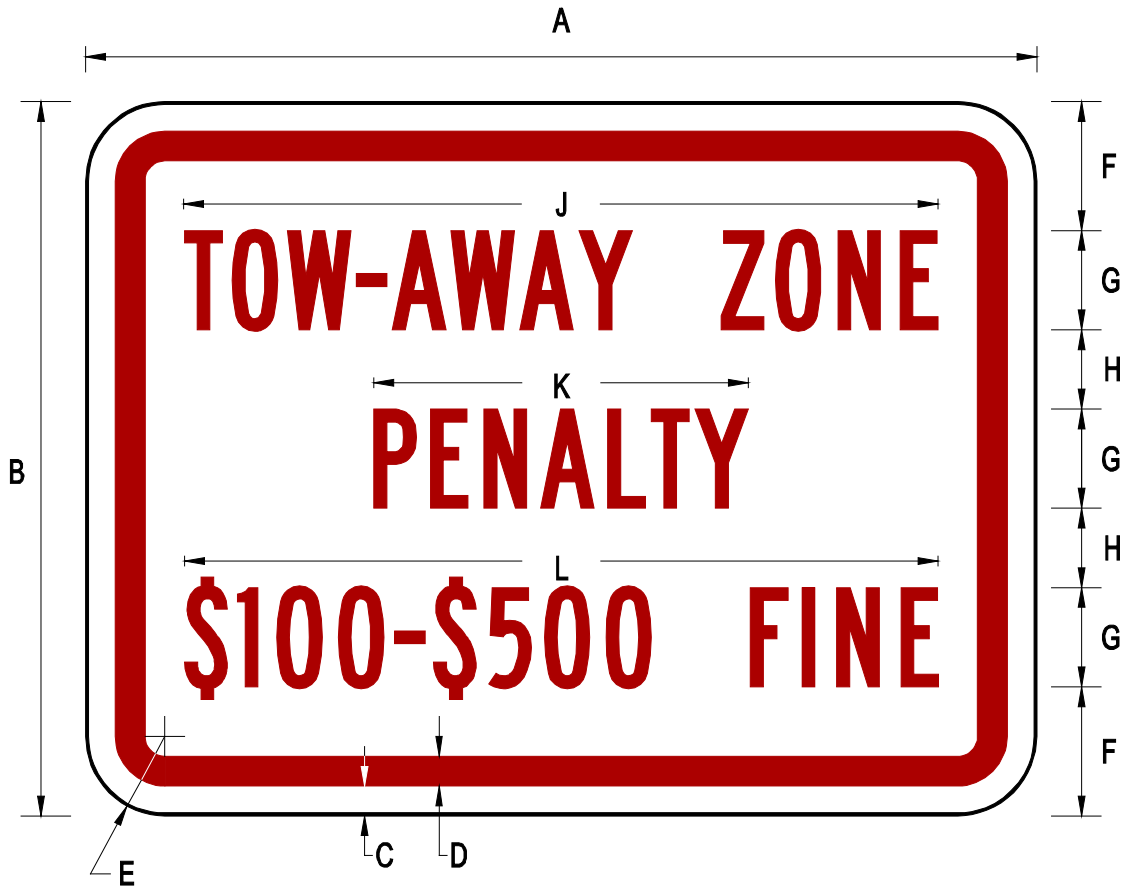
COLORS: LEGEND — BLACK  
 BACKGROUND — WHITE (RETROREFLECTIVE)



R7-V1  
STATE POLICE PARKING ONLY

A	B	C	D	E	F	G	H	J	K	L	M
24	30	0.375	0.625	1.5	3.25	4 C	2.5	12.3	15.2	18.4	11.1

COLORS: LEGEND — GREEN (RETROREFLECTIVE)  
 BACKGROUND — WHITE (RETROREFLECTIVE)

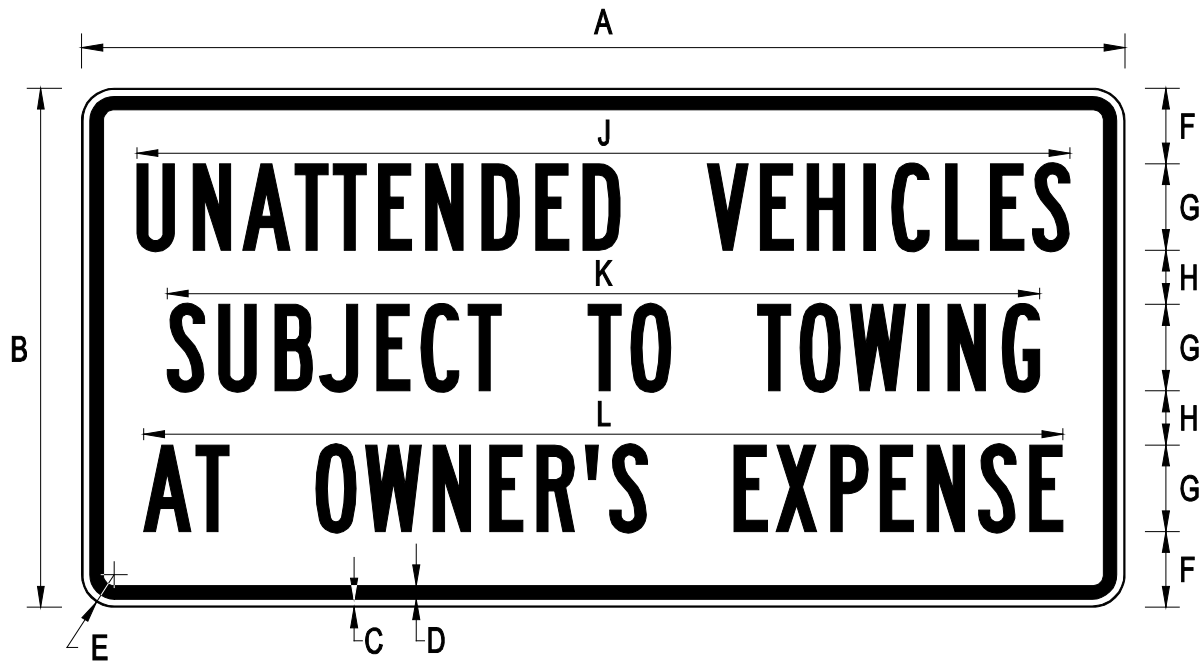


R7-VP1

TOW-AWAY ZONE PENALTY \$100 - \$500 FINE (Plaque)

A	B	C	D	E	F	G	H	J	K	L
12	9	0.375	0.375	1	1.625	1.25 B	1	9.5	4.7	9.5

COLORS: LEGEND — RED (RETROREFLECTIVE)  
 BACKGROUND — WHITE (RETROREFLECTIVE)



R8-VP1

UNATTENDED VEHICLES SUBJECT TO TOWING AT OWNER'S EXPENSE (Plaque)

A	B	C	D	E	F	G	H	J	K	L
48	24	0.375	0.625	1.5	3.5	4 B	2.5	42.9	40.1	42.3

COLORS: LEGEND — BLACK  
 BACKGROUND — WHITE (RETROREFLECTIVE)



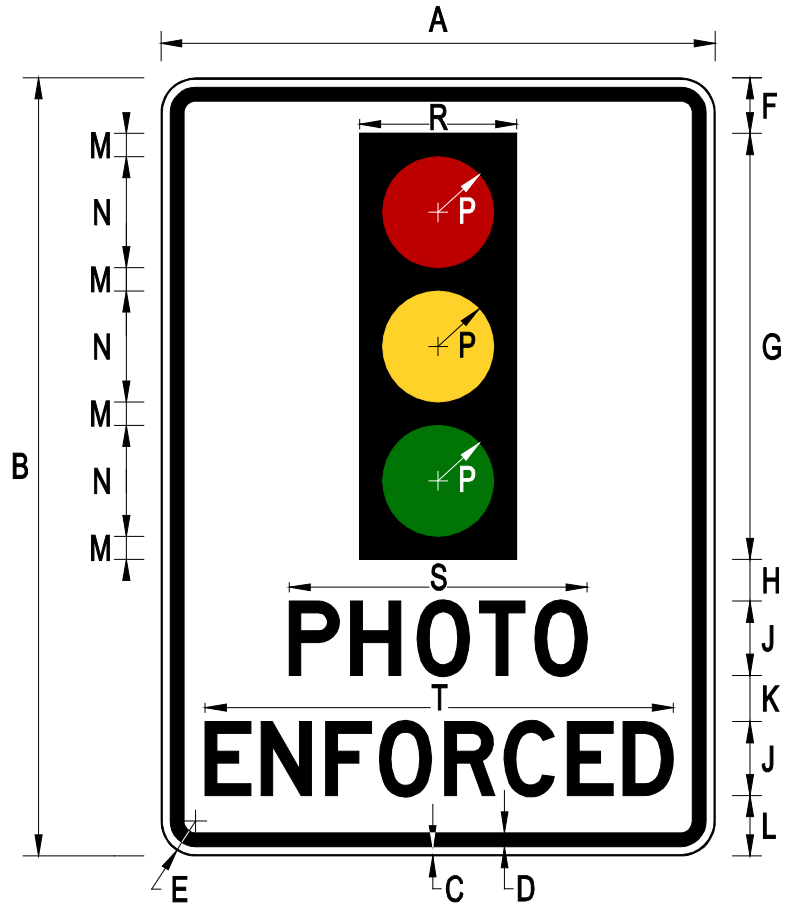
R9-V1  
NO FISHING FROM BRIDGE

A	B	C	D	E	F	G	H	J	K	L	M
18	24	0.375	0.625	1.5	2.25	4 D	2.25	3 D	2	2.5	6.4

N	P	R
14.6	9.9	13.5

COLORS: LEGEND — BLACK  
 BACKGROUND — WHITE (RETROREFLECTIVE)



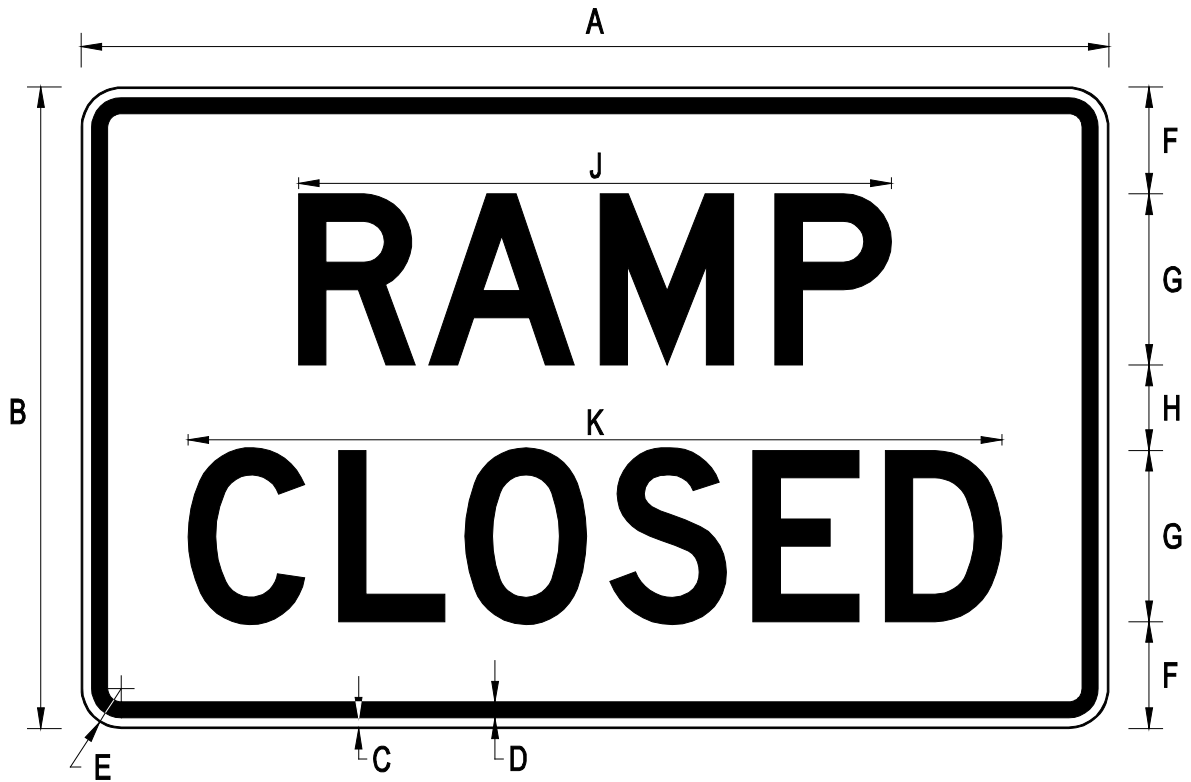


R10-18a  
Traffic Signal - PHOTO ENFORCED

A	B	C	D	E	F	G	H	J	K	L	M
30	42	0.5	0.75	1.875	3	23	2.25	4 D	2.5	3.25	1.25

N	P	R	S	T
6	3	8.5	16.131	25.337

COLORS:	LEGEND/SYMBOL	— BLACK	
	TOP CIRCLE	— RED	(RETROREFLECTIVE)
	MIDDLE CIRCLE	— YELLOW	(RETROREFLECTIVE)
	BOTTOM CIRCLE	— GREEN	(RETROREFLECTIVE)
	BACKGROUND	— WHITE	(RETROREFLECTIVE)



R11-V1  
RAMP CLOSED

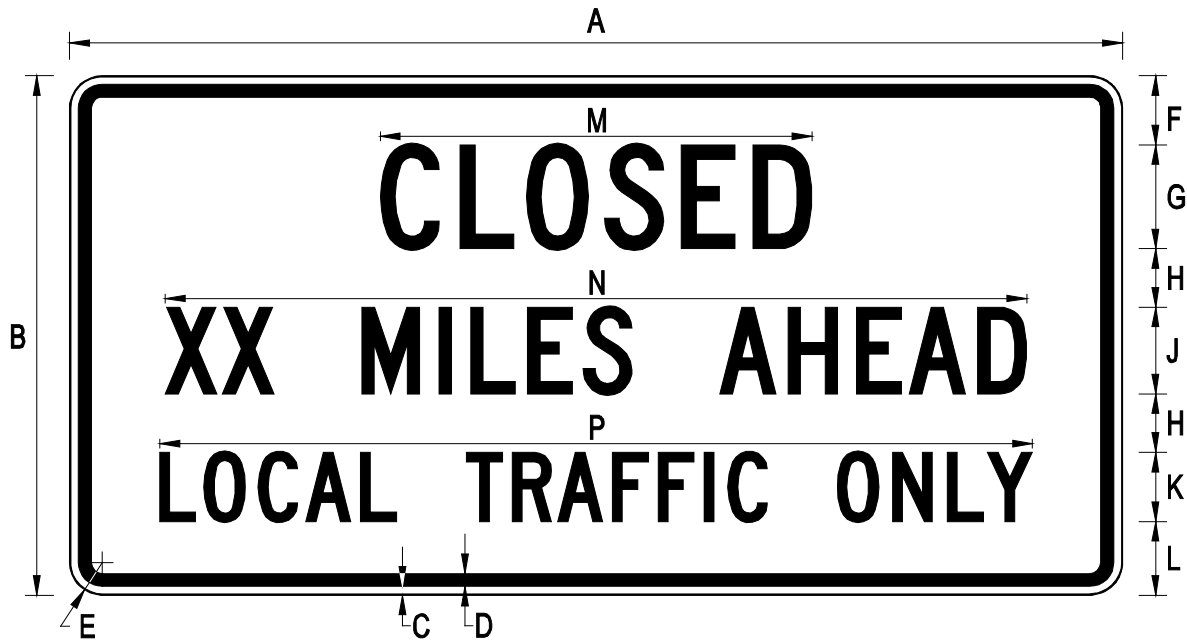
A	B	C	D	E	F	G	H	J	K
48	30	0.5	0.75	1.875	5	8 D	4	27.7	38

TTC SIGN COLORS:

LEGEND  
BACKGROUND — BLACK  
— WHITE

(RETROREFLECTIVE)





R11-V2  
CLOSED - LOCAL TRAFFIC ONLY

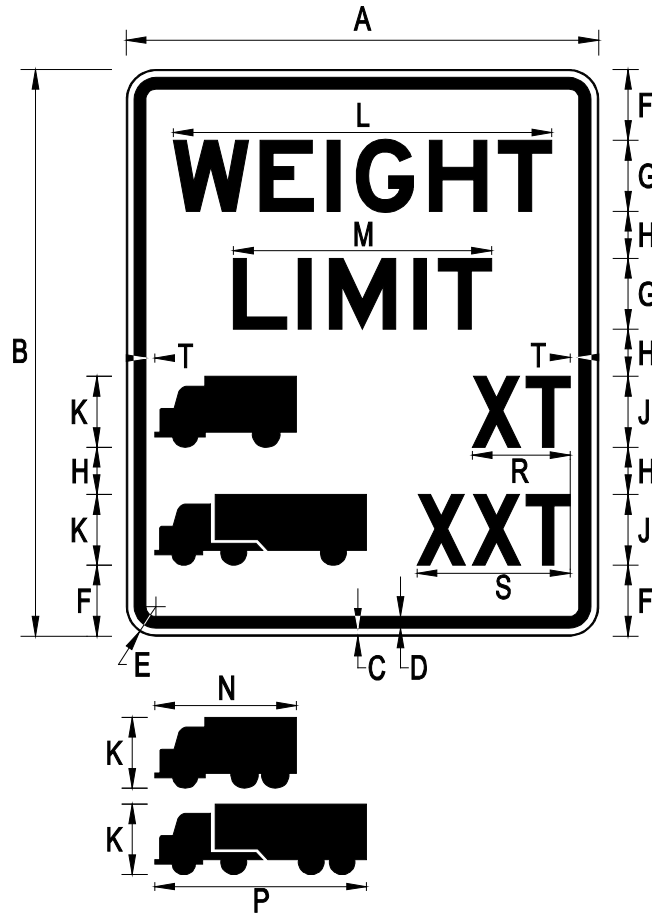
A	B	C	D	E	F	G	H	J	K	L	M
60	30	0.5	0.75	1.875	4	6 C	3.375	5 C	4 C	4.25	24.6

N	P
Var.	49.7

TTC SIGN COLORS:

LEGEND — BLACK  
BACKGROUND — WHITE

(RETROREFLECTIVE)



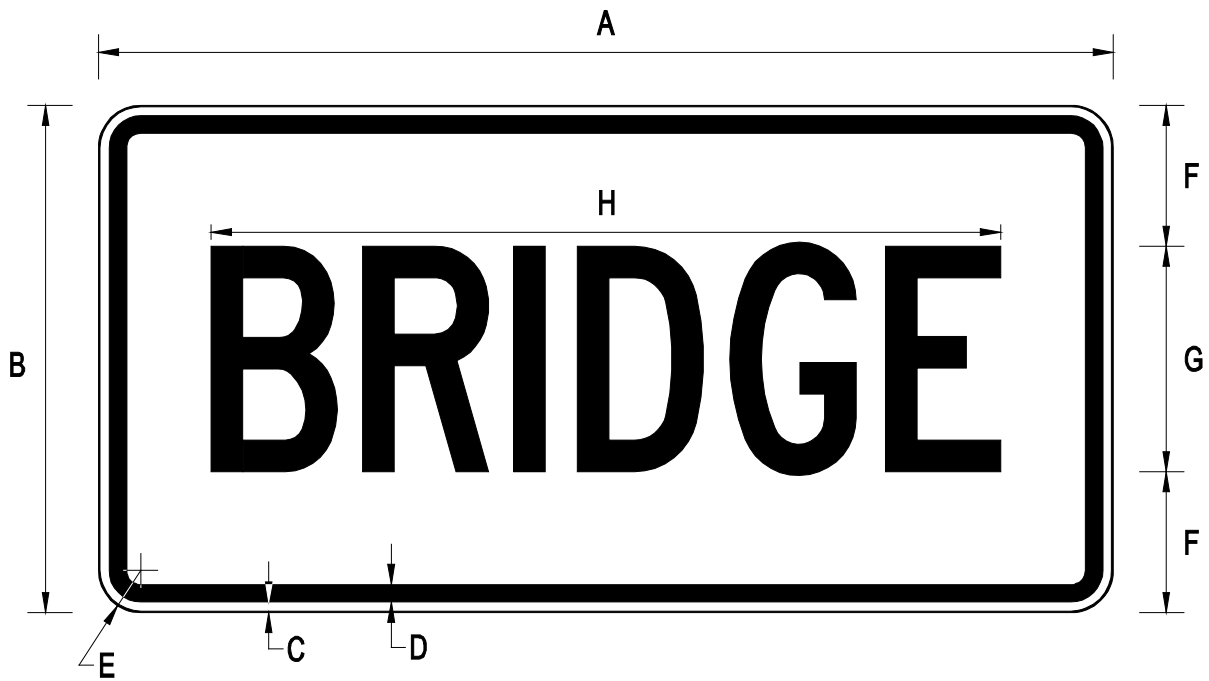
R12-V1  
WEIGHT LIMIT Symbol

A	B	C	D	E	F	G	H	J	K	L	M
24	30	0.375	0.625	1.5	3.5	3.5 E	3	3.5 D	3.5	18.9	12.8
30	36	0.5	0.75	1.875	4.5	4.5 E	3	4.5 D	4.5	24	16.4
36	42	0.625	0.875	2.25	6.125	5 E	3.25	5 D	5	26.7	18.2
48	54	0.75	1.25	3	8.25	6 E	4.5	6 D	6	32	21.8

N	P	R	S	T
7	11	Var.	Var.	0.625
9	13.4375	Var.	Var.	0.5625
10	15.4375	Var.	Var.	1.5
12	19.6875	Var.	Var.	3

See FHWA Standard Highway Signs book for single rear axle images. See VA Standard Highway Signs book Appendix for tandem rear axle images.

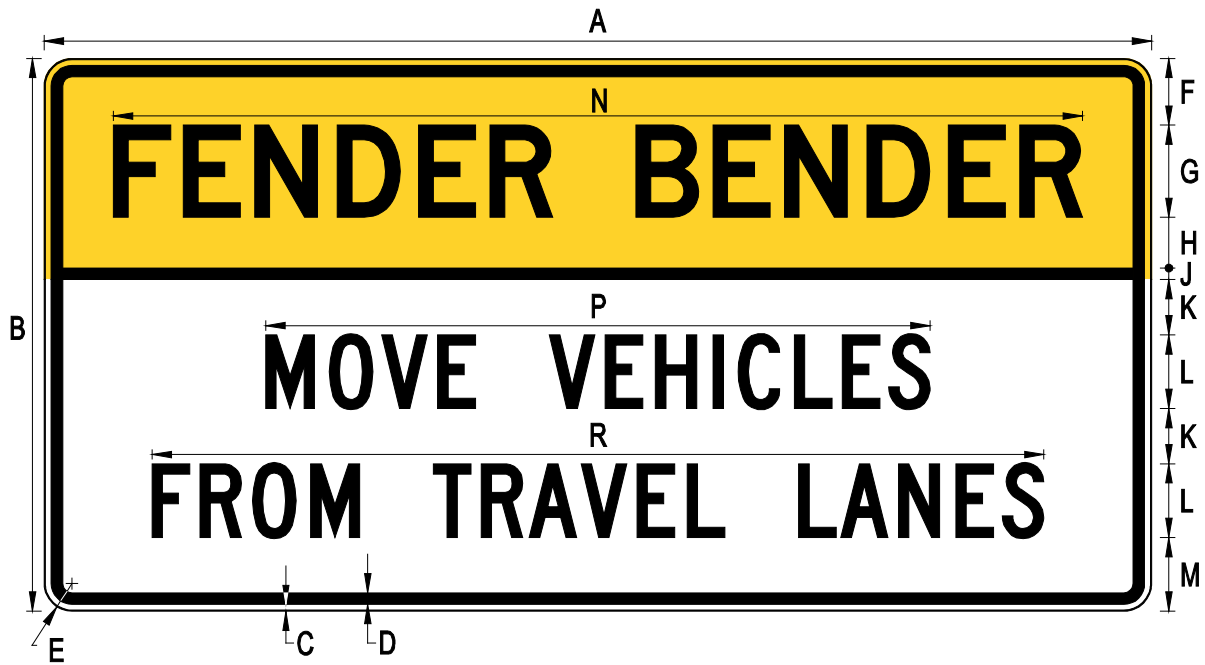
COLORS: LEGEND — BLACK  
BACKGROUND — WHITE (RETROREFLECTIVE)



R12-VP1  
BRIDGE (Plaque)

A	B	C	D	E	F	G	H
24	12	0.375	0.4375	1.5	3.5	5 C	19.1
30	15	0.375	0.625	1.5	4	7 C	25
36	18	0.375	0.625	1.5	5	8 C	28

COLORS: LEGEND — BLACK  
 BACKGROUND — WHITE (RETROREFLECTIVE)




R16-4 (V)  
FENDER BENDER MOVE VEHICLES

A	B	C	D	E	F	G	H	J	K	L	M
120	60	0.75	1.25	3	7.25	10 D	5.5	1.25	6	8 C	8

N	P	R
105	72	96.6

TOP COLORS:      LEGEND      — BLACK  
 BACKGROUND      — YELLOW      (RETROREFLECTIVE)

BOTTOM COLORS:      LEGEND      — BLACK  
 BACKGROUND      — WHITE      (RETROREFLECTIVE)



S0-V1

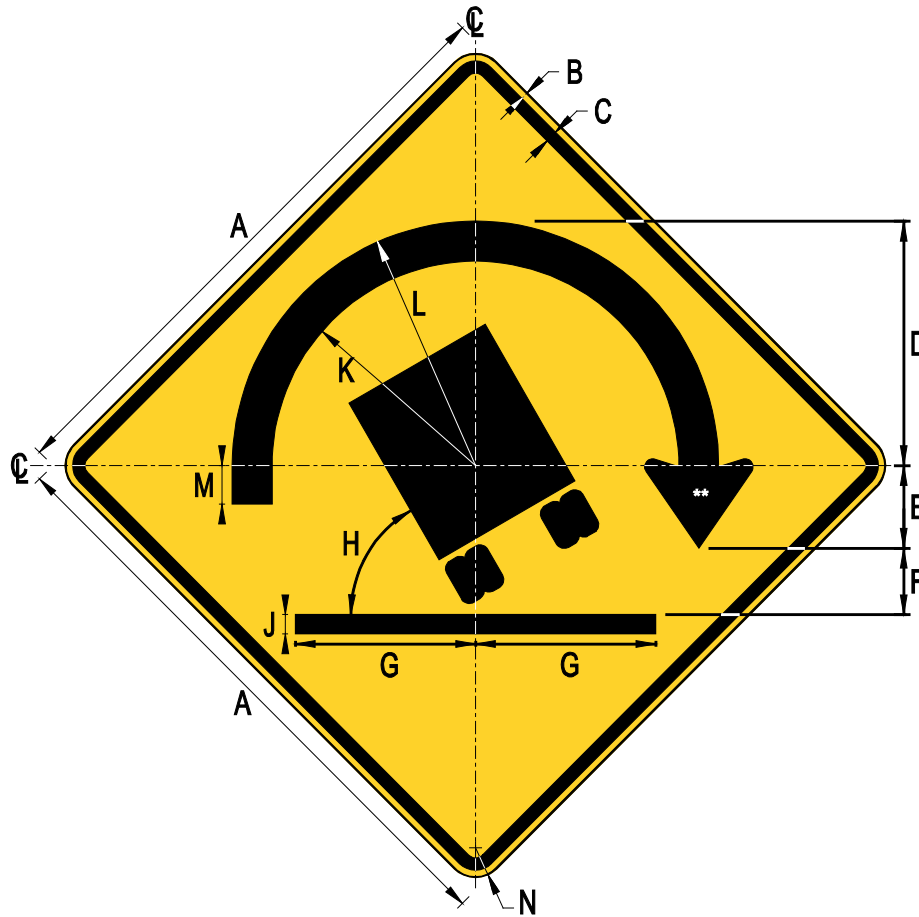
STATE LAW STOP FOR SCHOOL BUS LOADING OR UNLOADING CHILDREN

A	B	C	D	E	F	G	H	J	K	L	M
48	0.75	1.25	3	4	4 D	2	1.25	3	6 C	2.75	4 B

N	P	R	S	T	U	V
5 D	4.25	28.9	33.7	41	42	31.1

TOP COLORS:           LEGEND           — BLACK  
                                   BACKGROUND   — FLUORESCENT YELLOW-GREEN (RETROREFLECTIVE)

BOTTOM COLORS:       LEGEND           — BLACK  
                                   BACKGROUND   — WHITE



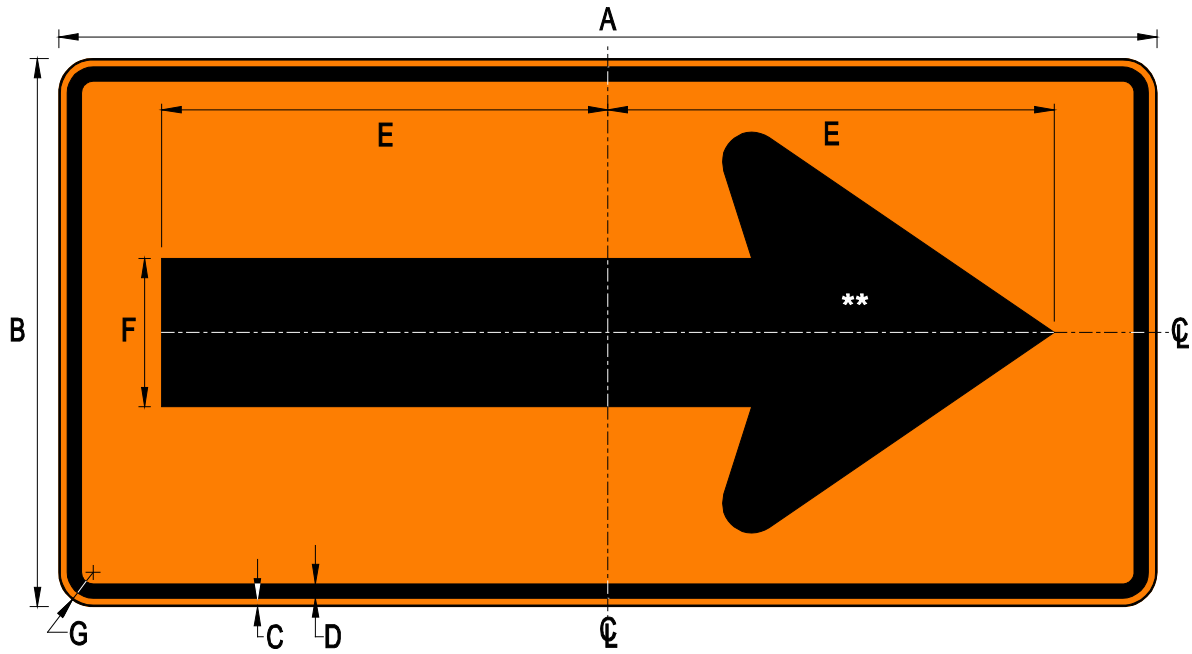
W1-13 (V)  
TRUCK ROLLOVER

A	B	C	D	E	F	G	H	J	K	L	M
60	0.75	1.25	24.42	8.25	6.64	18.09	60°	1.92	20.41	24.42	3.84

N
3

\*\* Refer to FHWA Standard Highway Signs book for standard arrow details and truck image detail.

COLORS: LEGEND — BLACK  
BACKGROUND — YELLOW (RETROREFLECTIVE)

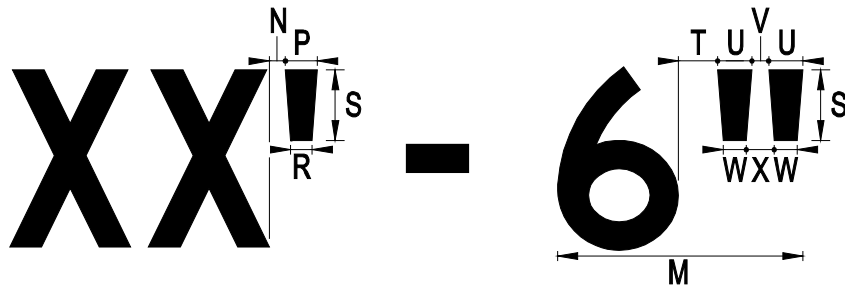
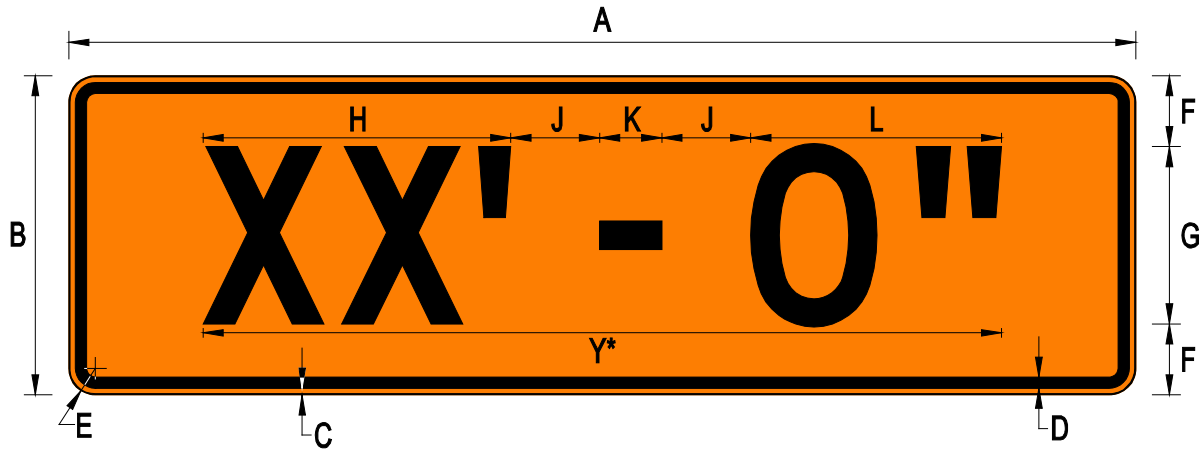


W1-V1  
ONE-DIRECTION LARGE ARROW

A	B	C	D	E	F	G
96	48	0.75	1.25	39	13	3

\*\* Refer to FHWA Standard Highway Signs book for standard arrow details.

TTC SIGN COLORS: LEGEND — BLACK  
BACKGROUND — FLUORESCENT ORANGE (RETROREFLECTIVE)



W5-VP1  
Lane Width (Plaque)

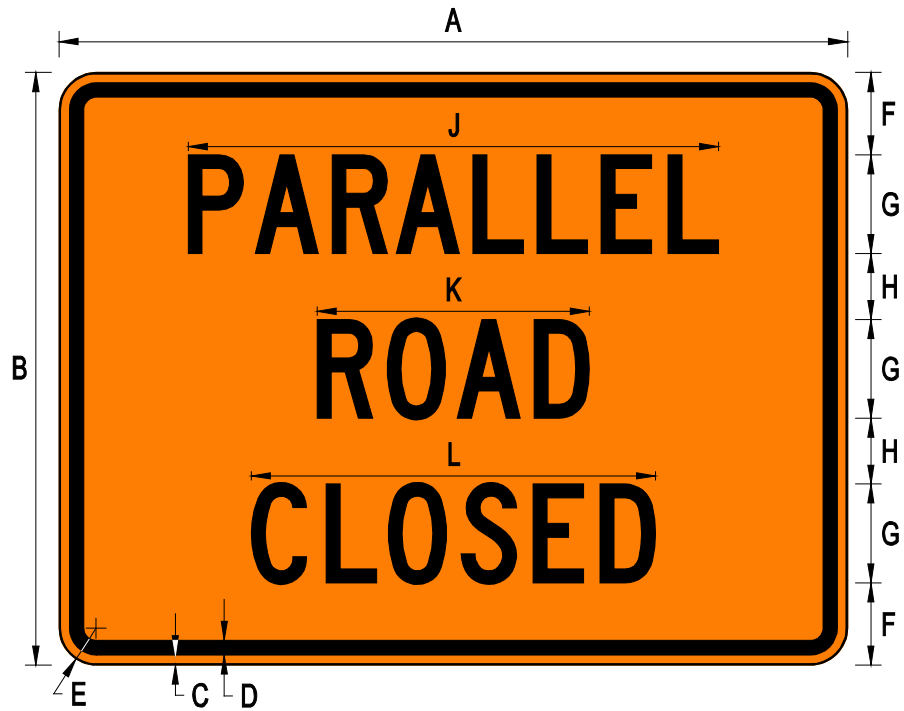
A	B	C	D	E	F	G	H	J	K	L	M
48	18	0.375	0.625	1.5	5	8 D	Var.	4	2.8	11.3	11
60	18	0.375	0.625	1.5	4	10 D	Var.	5	3.5	14.1	13.8

N	P	R	S	T	U	W	X	Y	Z
0.72	1.44	0.96	3.2	1.76	1.5438	0.7523	1.0386	1.2575	Var.
0.9	1.8	1.2	4	2.2	1.9298	0.9404	1.2982	1.5719	Var.

\* Legend shall be centered on sign panel.

TTC SIGN COLORS: LEGEND — BLACK  
BACKGROUND — FLUORESCENT ORANGE (RETROREFLECTIVE)

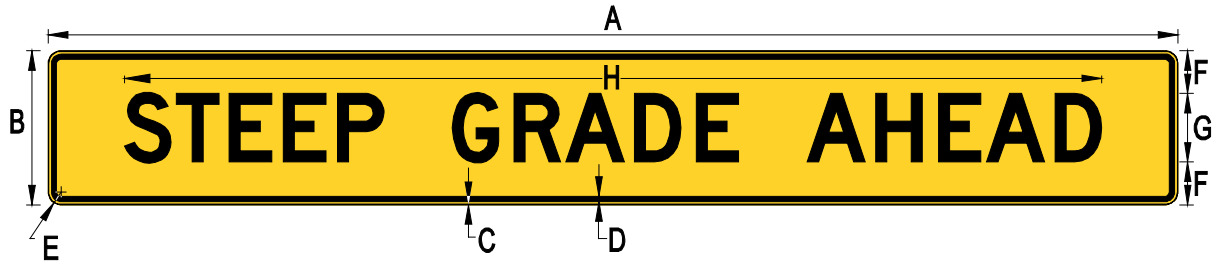




W6-VP1  
PARALLEL ROAD CLOSED (Plaque)

A	B	C	D	E	F	G	H	J	K	L
48	36	0.625	0.875	2.25	5	6 C	4	32.3	16.6	24.6

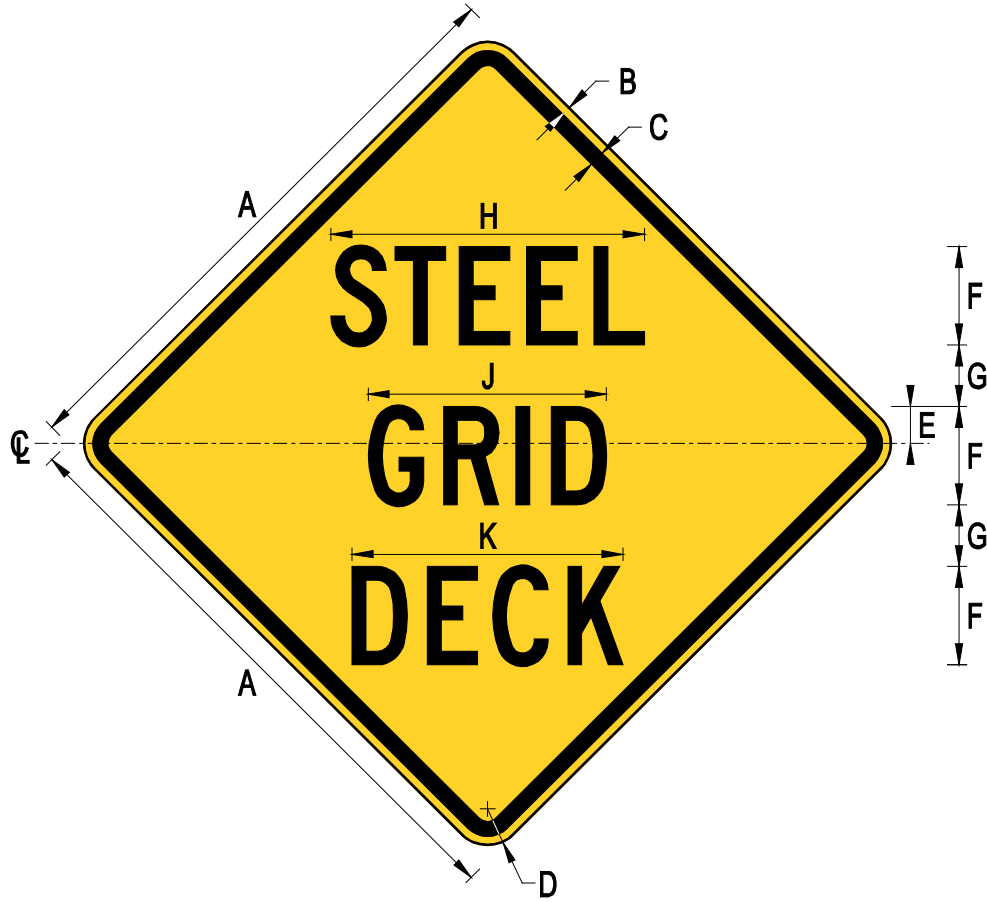
TTC SIGN COLORS: LEGEND — BLACK  
BACKGROUND — FLUORESCENT ORANGE (RETROREFLECTIVE)



W7-VP1  
STEEP GRADE AHEAD (Plaque)

A	B	C	D	E	F	G	H
144	18	0.375	0.625	1.5	5	8 D	114.2

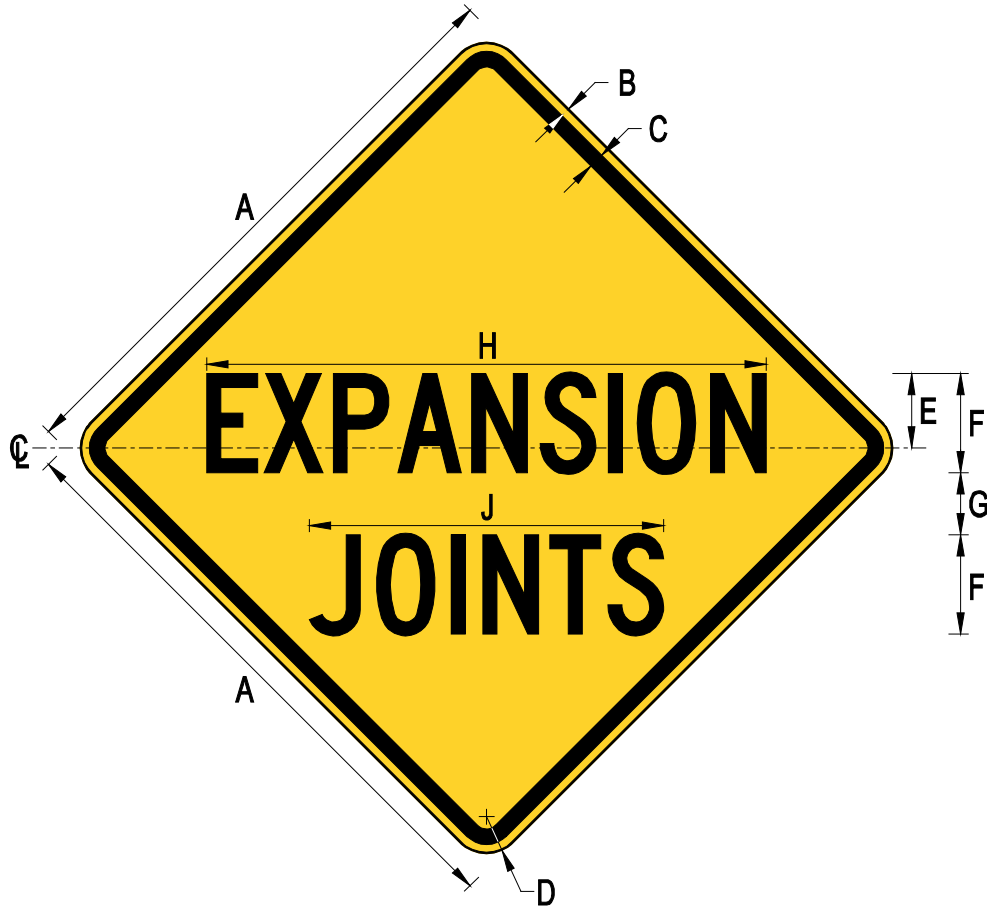
COLORS: LEGEND — BLACK  
BACKGROUND — YELLOW (RETROREFLECTIVE)



W8-V1  
STEEL GRID DECK

A	B	C	D	E	F	G	H	J	K
36	0.625	0.875	2.25	2.25	6 C	3.75	19	14.5	16.4
48	0.75	1.25	3	3	8 C	5	25.4	19.3	21.9
60	0.75	1.25	3	5	10 C	6	31.7	24.1	27.4

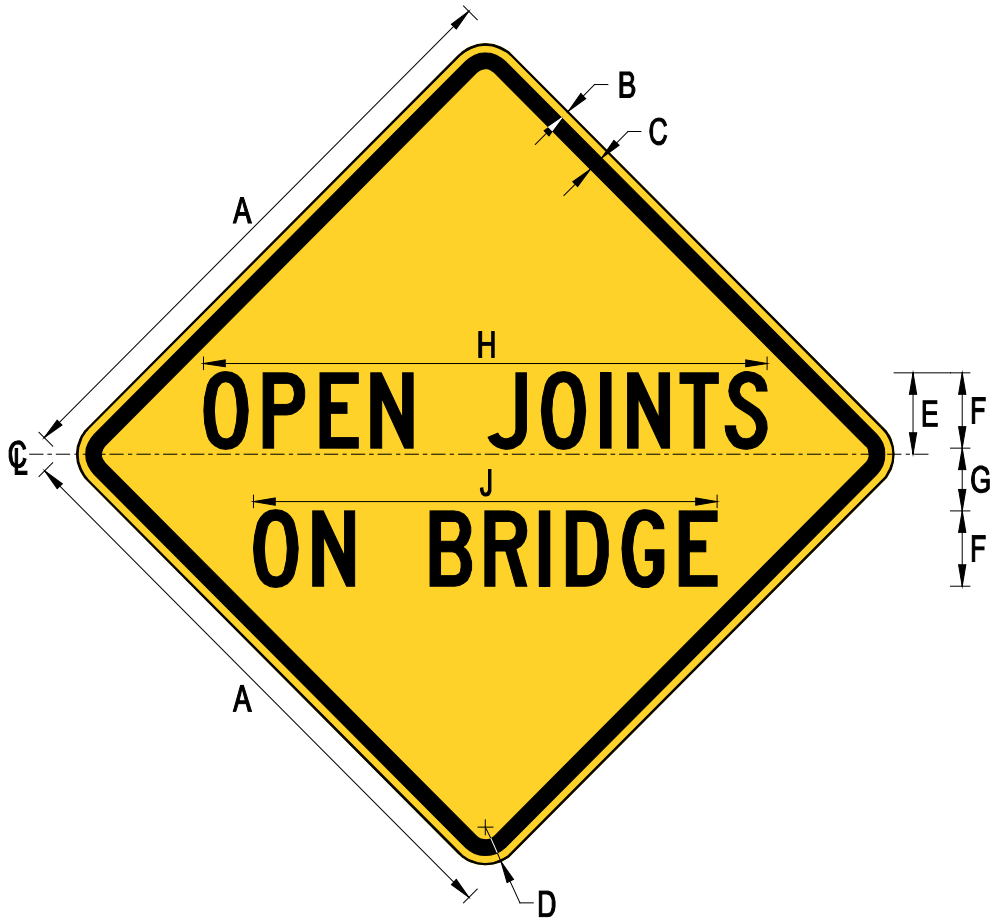
COLORS: LEGEND — BLACK  
 BACKGROUND — YELLOW (RETROREFLECTIVE)



W8-V2  
EXPANSION JOINTS

A	B	C	D	E	F	G	H	J
36	0.625	0.875	2.25	4.5	6 C	4	34.5	21.5
48	0.75	1.25	3	6	8 C	5	45	28.5
60	0.75	1.25	3	7	10 C	6	59.4	37.2

COLORS: LEGEND — BLACK  
 BACKGROUND — YELLOW (RETROREFLECTIVE)



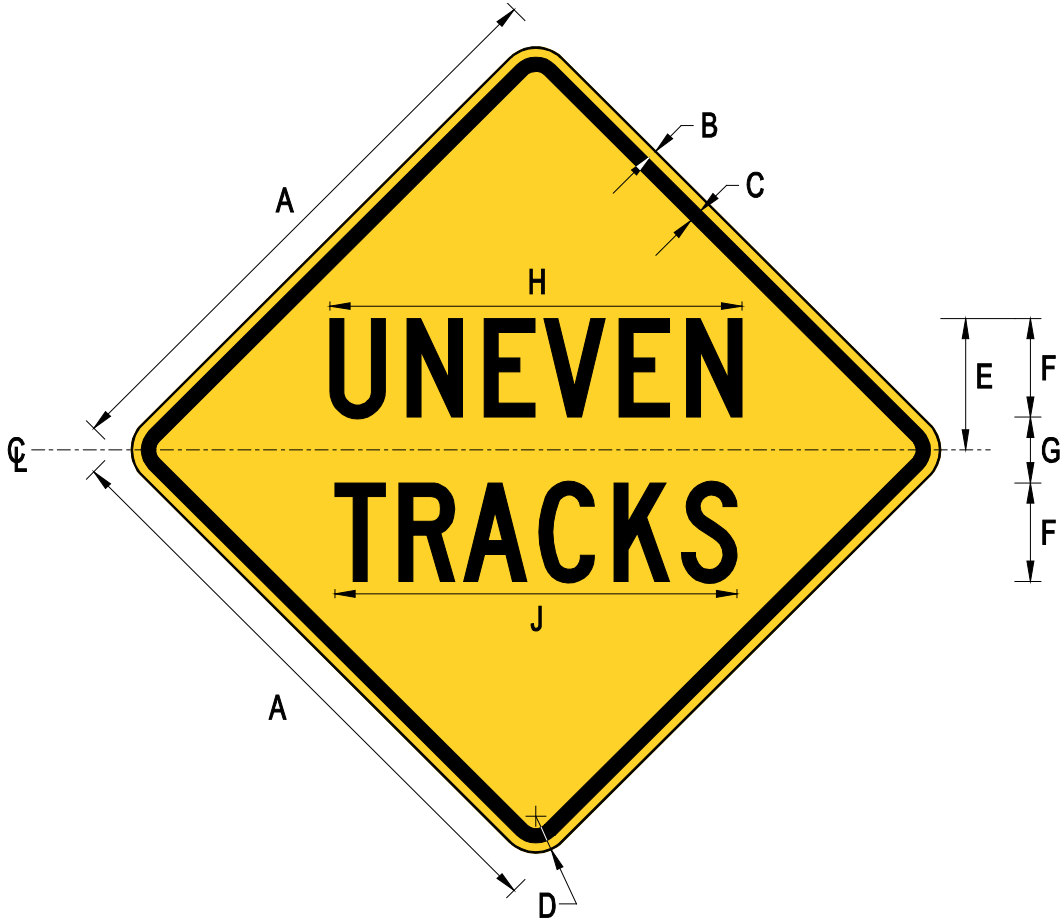
W8-V3  
OPEN JOINTS ON BRIDGE

A	B	C	D	E	F	G	H	J
36	0.625	0.875	2.25	5	5 C	3	35	28
48	0.75	1.25	3	6.5	6 C	5	45.1	37.1
60	0.75	1.25	3	8.5	8 C	6	60.1	48.5

COLORS: LEGEND — BLACK  
BACKGROUND — YELLOW (RETROREFLECTIVE)







W10-V1  
UNEVEN TRACKS

A	B	C	D	E	F	G	H	J
36	0.625	0.875	2.25	8	6 C	4	25	24.4
48	0.75	1.25	3	11	8 C	6	33.3	32.5

COLORS: LEGEND — BLACK  
 BACKGROUND — YELLOW (RETROREFLECTIVE)






W11-V1  
RESCUE SQUAD

A	B	C	D	E	F	G	H	J
30	0.5	0.75	1.875	6	5 D	3	24.2	21.3
36	0.625	0.875	2.25	7	6 D	4	29	25.6
48	0.75	1.25	3	9.5	8 D	5	38.7	34.2

COLORS:   LEGEND           — BLACK  
               BACKGROUND   — YELLOW           (RETROREFLECTIVE)

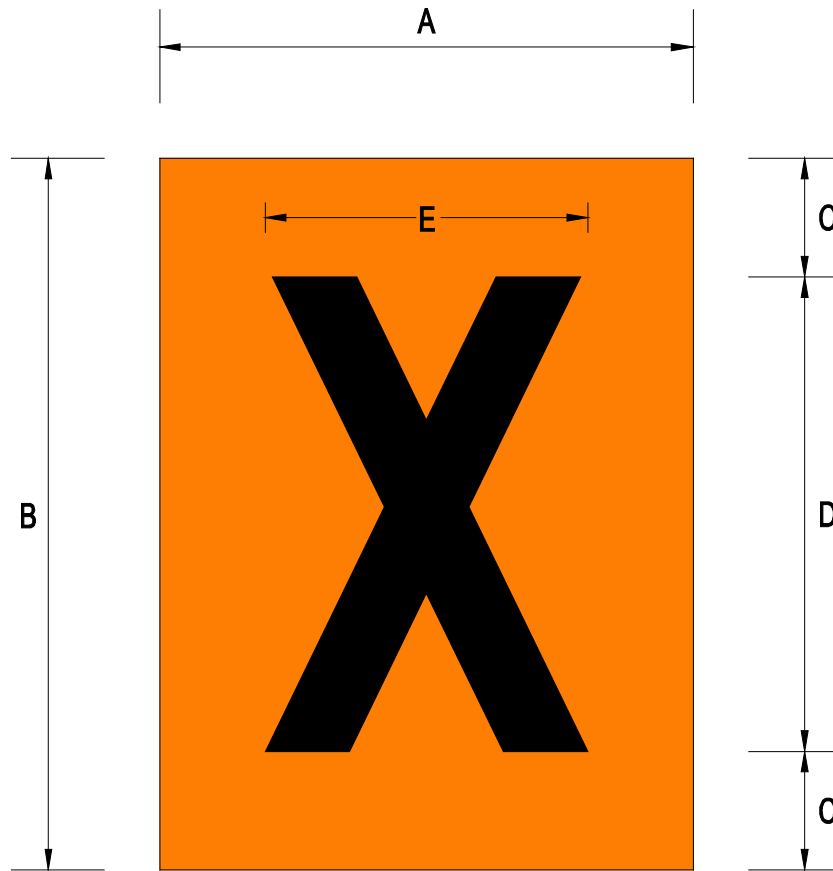


W11-V2

CONSTRUCTION ENTRANCE

A	B	C	D	E	F	G	H	J	K	L
36	0.625	0.875	2.25	6	5 B	3	7 D	32	22.2	Var.
48	0.75	1.25	3	10	6 B	4	8 D	38.5	26.6	Var.

TTC SIGN COLORS:      LEGEND      — BLACK  
 BACKGROUND          — FLUORESCENT ORANGE (RETROREFLECTIVE)



W11-VP1

Number Overlay for W11-V2 Sign

A	B	C	D	E
8	10	1.5	7 D	Var.
9	12	2	8 D	Var.

TTC SIGN COLORS:    LEGEND    — BLACK  
 BACKGROUND        — FLUORESCENT ORANGE (RETROREFLECTIVE)



W11-V3

WATCH FOR TURNING VEHICLES

A	B	C	D	E	F	G	H	J	K
36	0.625	0.875	2.25	2.5	5 C	3	17.4	38	25.8
48	0.75	1.25	3	3	6 C	5	20.8	45.6	31

WARNING SIGN COLORS:

- LEGEND — BLACK
- BACKGROUND — YELLOW (RETROREFLECTIVE)

TTC SIGN COLORS:

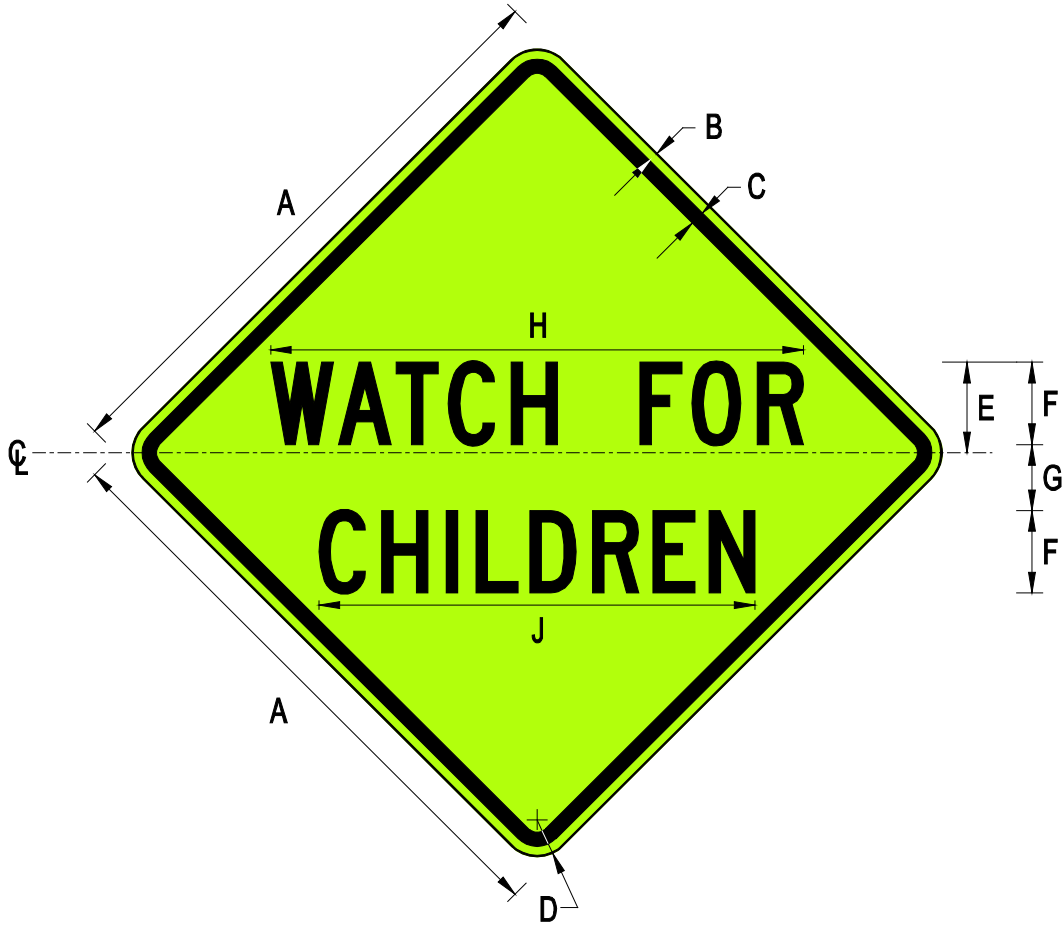
- LEGEND — BLACK
- BACKGROUND — FLUORESCENT ORANGE (RETROREFLECTIVE)



W11-V4  
TRUCKS ENTERING HIGHWAY

A	B	C	D	E	F	G	H	J	K
36	0.625	0.875	2.25	3	5 C	3.5	20.7	25.6	23
48	0.75	1.25	3	4	6 D	4	29.4	36.1	34.5

TTC SIGN COLORS:      LEGEND      — BLACK  
                                     BACKGROUND      — FLUORESCENT ORANGE (RETROREFLECTIVE)

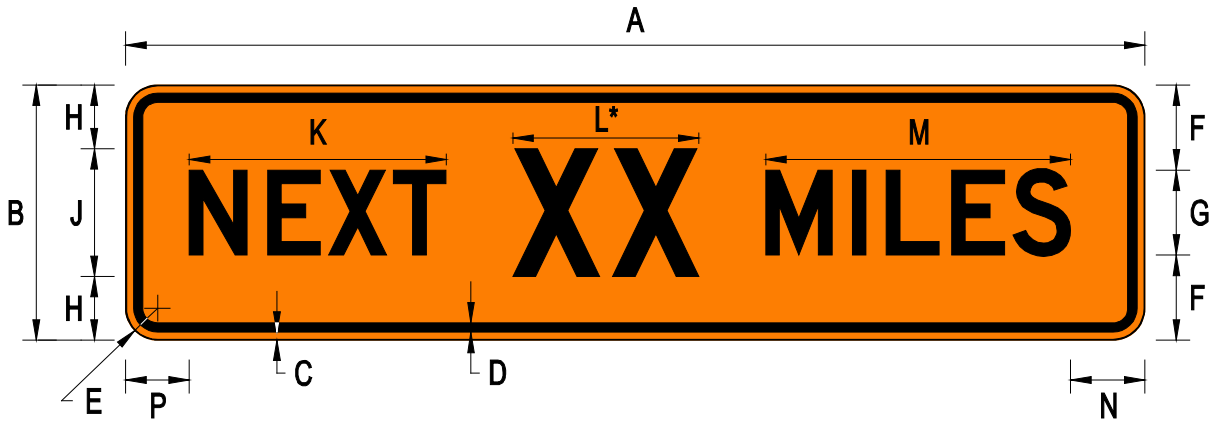


W15-V1

WATCH FOR CHILDREN

A	B	C	D	E	F	G	H	J
30	0.5	0.75	1.875	4.5	4 C	3	25.8	21.1
36	0.625	0.875	2.25	5.5	5 C	4	32.3	26.4
48	0.75	1.25	3	7	7 C	4	45.1	37

COLORS: LEGEND — BLACK  
 BACKGROUND — FLUORESCENT YELLOW-GREEN (RETROREFLECTIVE)



W16-VP1  
NEXT XX MILES (Plaque)

A	B	C	D	E	F	G	H	J	K	L	M
48	12	0.375	0.438	1.5	4	4 D	3	6 D	12.1	Var.	14.4
60	18	0.375	0.625	1.5	6	6 C	4.5	9 C	15.2	Var.	18.5

N	P
3.5	3
3.5	3.5

\* The number shall be centered between "NEXT" and "MILES."

TTC SIGN COLORS:    LEGEND                — BLACK  
                                       BACKGROUND        — FLUORESCENT ORANGE (RETROREFLECTIVE)



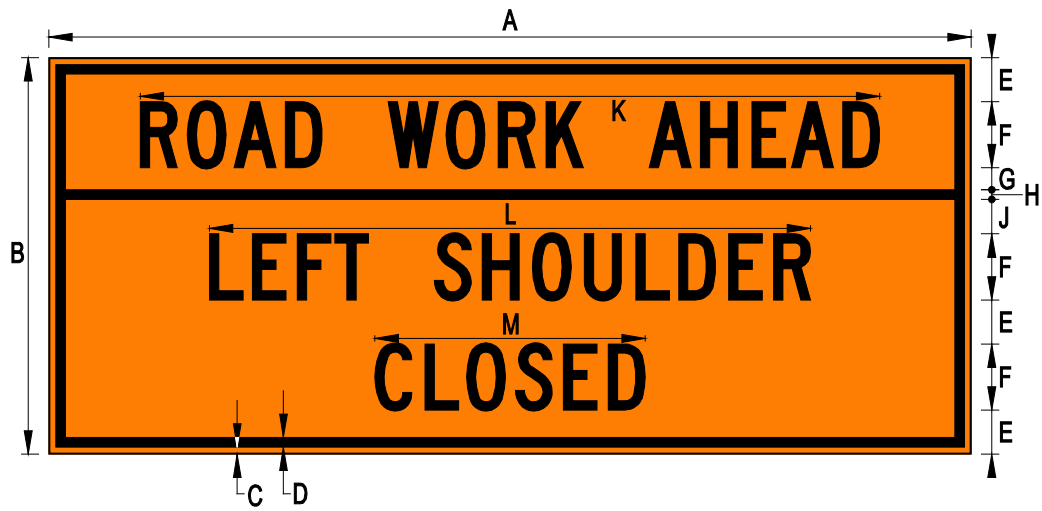












W20-V1R  
RIGHT  
SHOULDER  
CLOSED



W20-V1L  
ROAD WORK AHEAD - LEFT SHOULDER CLOSED (Vehicle-Mounted Sign)

A	B	C	D	E	F	G	H	J	K	L	M
84	36	0.625	0.875	4	6 C	2	0.875	3.125	67.3	54.7	24.6

N
58.5

TTC SIGN COLORS:    LEGEND            — BLACK  
    — FLUORESCENT ORANGE (RETROREFLECTIVE)





















W20-V8R  
RIGHT LANE CLOSED

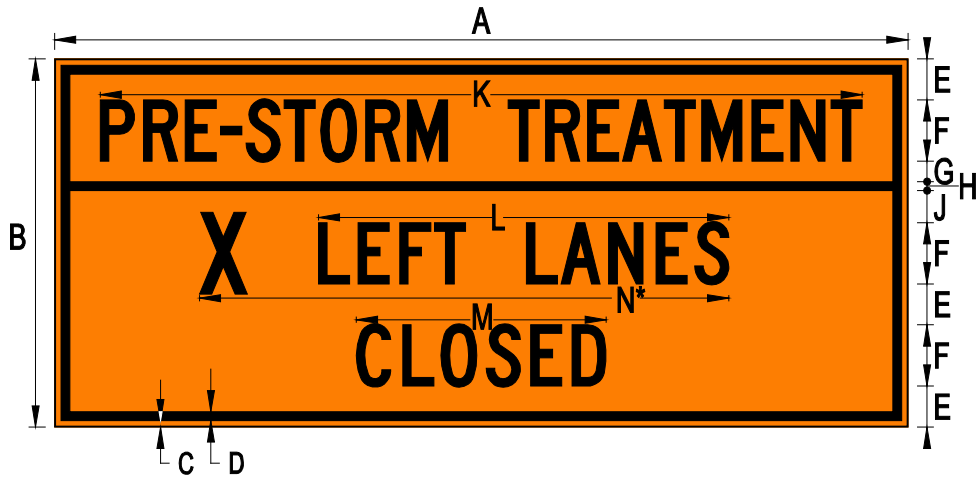
W20-V8C  
CENTER LANE CLOSED

W20-V8L  
PRE-STORM TREATMENT - LEFT LANE CLOSED (Vehicle-Mounted Sign)

A	B	C	D	E	F	G	H	J	K	L	M
84	36	0.625	0.875	4	6 C	2	0.875	3.125	75	36.3	24.6

N	P
40.1	46

TTC SIGN COLORS:    LEGEND            — BLACK  
   — FLUORESCENT ORANGE (RETROREFLECTIVE)



W20-V8aR  
X RIGHT LANES  
CLOSED



W20-V8aL  
PRE-STORM TREATMENT - X LEFT LANES CLOSED (Vehicle-Mounted Sign)

A	B	C	D	E	F	G	H	J	K	L	M
84	36	0.625	0.875	4	6 C	2	0.875	3.125	75	40.4	24.6

N	P	R	S	T	U	V
Var.	44.2	Var.	7	8 C	1	Var.

\* Legend "X Left Lanes" shall be centered on sign panel.

\*\*\* Legend "X Right Lanes" shall be centered on sign panel.

TTC SIGN COLORS:    LEGEND                    — BLACK  
                                     BACKGROUND              — FLUORESCENT ORANGE (RETROREFLECTIVE)

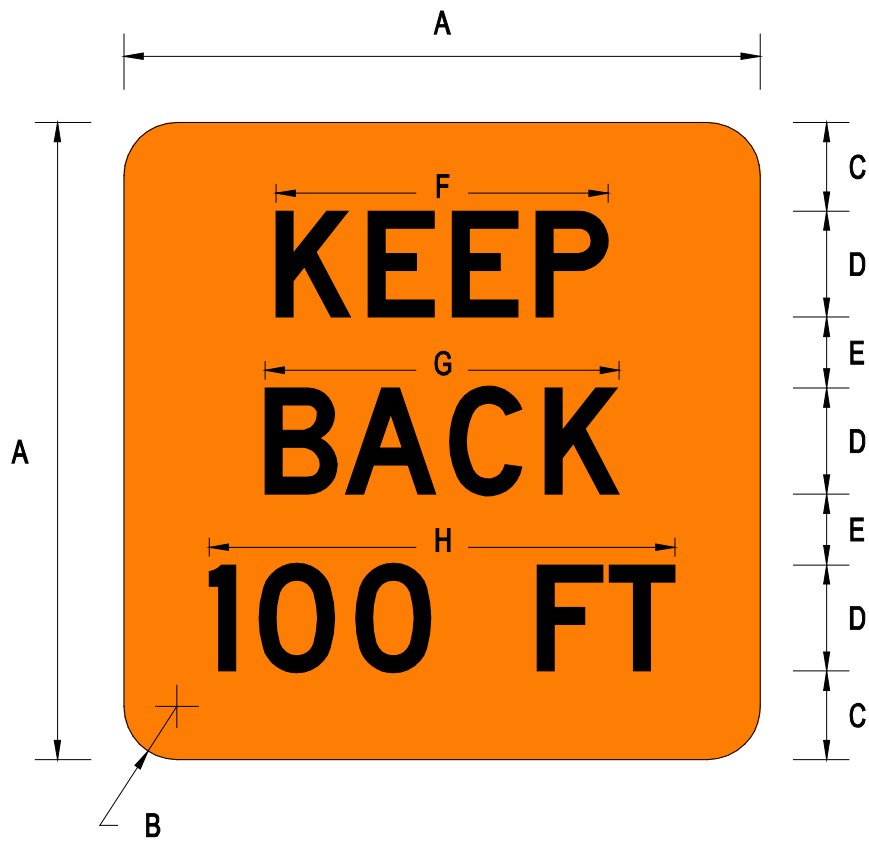


W20-V9  
 PRE-STORM TREATMENT (Vehicle-Mounted Sign)

A	B	C	D	E	F	G	H	J	K
48	18	0.375	0.625	1.5	2.75	5 D	2.5	34.4	36.3

TTC SIGN COLORS:    LEGEND    — BLACK  
 BACKGROUND        — FLUORESCENT ORANGE (RETROREFLECTIVE)





W20-V10  
KEEP BACK 100 FT (Vehicle-Mounted Sign)

A	B	C	D	E	F	G	H
18	1.5	2.5	3 D	2	9.4	10	13.2

TTC SIGN COLORS:    LEGEND            — BLACK  
    — FLUORESCENT ORANGE (RETROREFLECTIVE)

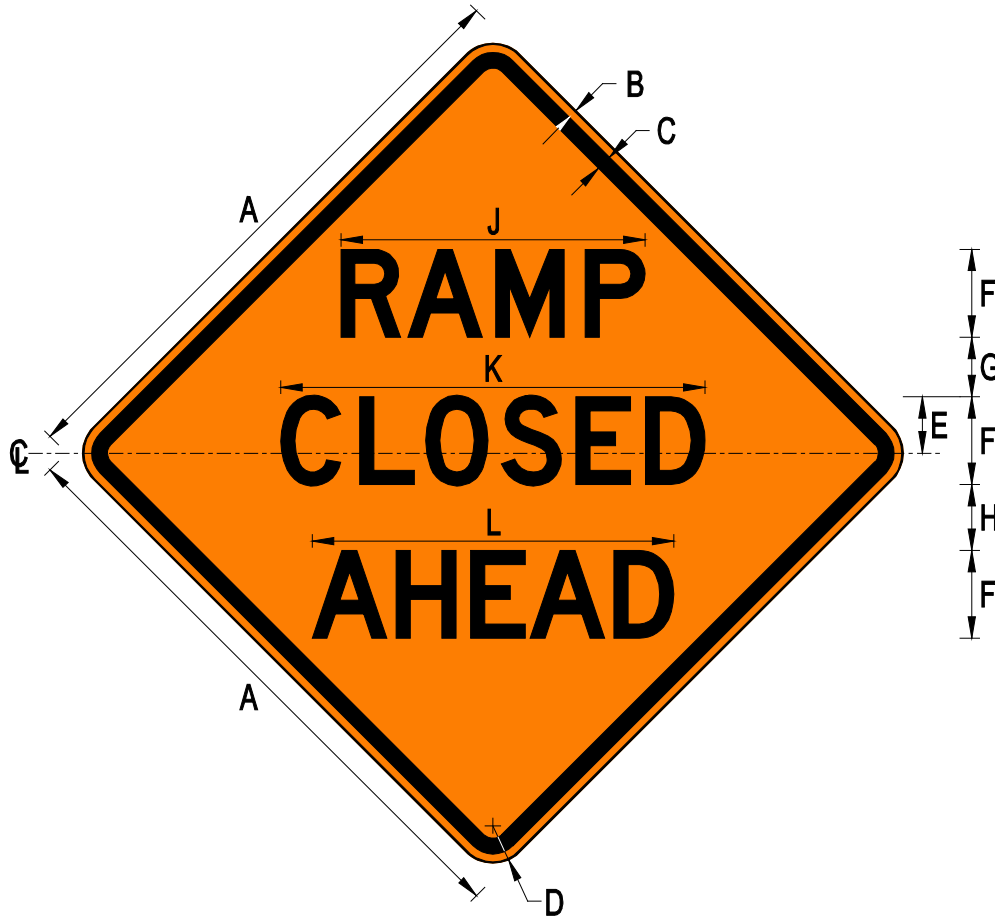


W20-V11

ROAD CLOSED HIGH WATER

A	B	C	D	E	F	G	H	J	K	L
36	0.625	0.875	2.25	7	5 C	3	13.8	20.5	12.2	17
48	0.75	1.25	3	8.75	6 D	4	20.1	29	17.3	24.6

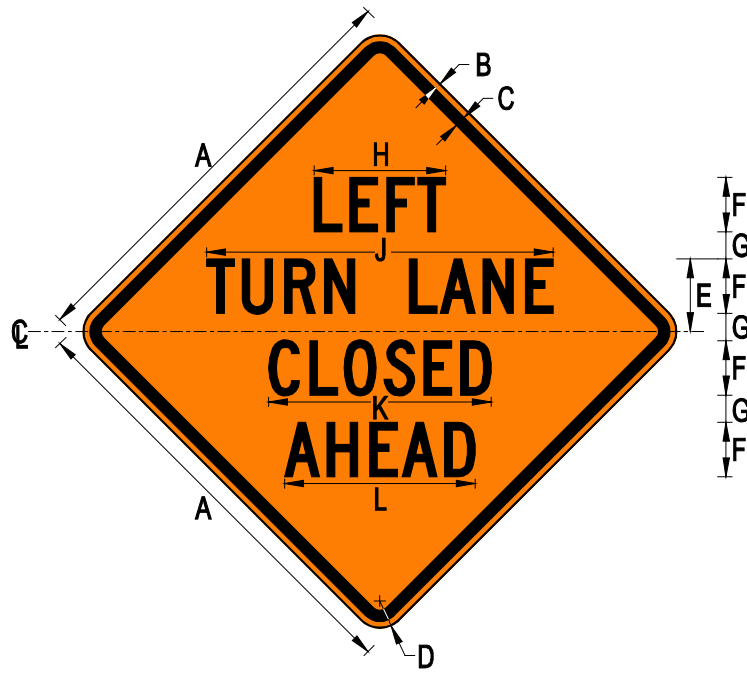
TTC SIGN COLORS: LEGEND — BLACK  
 BACKGROUND — FLUORESCENT ORANGE (RETROREFLECTIVE)



W20-V12  
RAMP CLOSED AHEAD

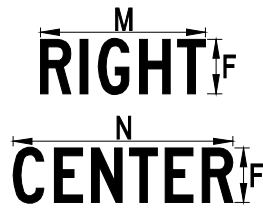
A	B	C	D	E	F	G	H	J	K	L
36	0.625	0.875	2.25	3.25	5 D	3.5	3.75	17.3	24.1	20.6
48	0.75	1.25	3	4.5	7 D	4.75	5.25	24.2	33.8	28.8

TTC SIGN COLORS:      LEGEND      — BLACK  
                                     BACKGROUND      — FLUORESCENT ORANGE (RETROREFLECTIVE)



W20-V13R  
RIGHT TURN LANE

W20-V13C  
CENTER TURN LANE



W20-V13L  
LEFT TURN LANE CLOSED AHEAD

A	B	C	D	E	F	G	H	J	K	L	M
36	0.625	0.875	2.25	5.72	5 C	2	12.1	30	20.4	17.5	15.2
48	0.75	1.25	3	8	6 C	3	14.5	38.2	24.5	21	18.2

N
20.1
24.2

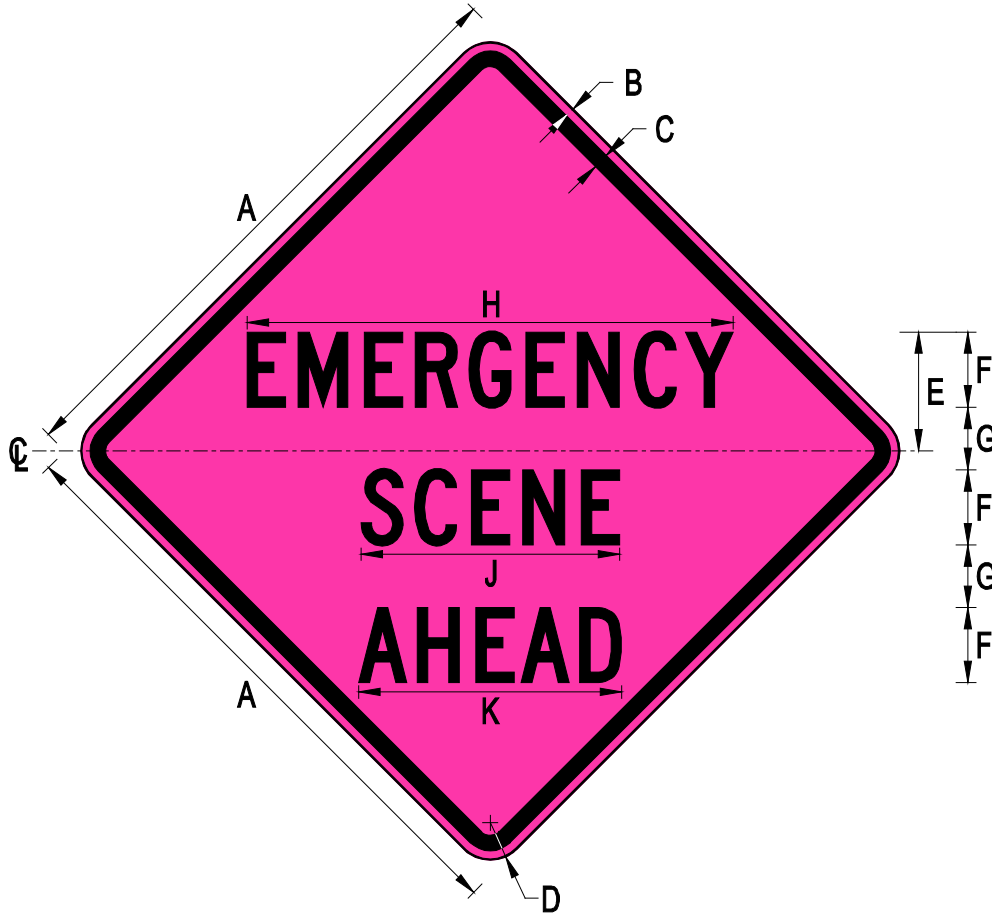
TTC SIGN COLORS:    LEGEND            — BLACK  
                                   BACKGROUND       — FLUORESCENT ORANGE (RETROREFLECTIVE)



W20-V14  
GROOVED PAVEMENT AHEAD

A	B	C	D	E	F	G	H	J	K
36	0.63	0.88	2.25	1	5 D	2.75	28.5	32.5	21
48	0.75	1.25	3	3	6 D	4	35.2	39.7	25.8

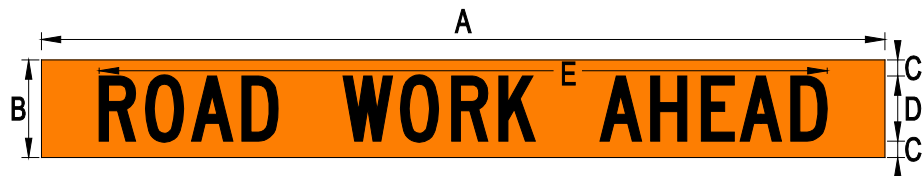
TTC SIGN COLORS:     LEGEND     — BLACK  
                                     BACKGROUND     — FLUORESCENT ORANGE (RETROREFLECTIVE)



W20-V25  
EMERGENCY SCENE AHEAD

A	B	C	D	E	F	G	H	J	K
36	0.625	0.875	2.25	8.75	5 B	3.75	26	13.8	14.5
48	0.75	1.25	3	9.5	6 C	5	38.8	20.6	21

INCIDENT MANAGEMENT SIGN COLORS: LEGEND — BLACK  
 BACKGROUND — FLUORESCENT PINK (RETROREFLECTIVE)



W20-VP2  
MOWING AHEAD  
Overlay

**MOWING AHEAD**

W20-VP3  
LINE PAINTING  
AHEAD Overlay

**LINE PAINTING AHEAD**

W20-VP4  
SPRAYING AHEAD  
Overlay

**SPRAYING AHEAD**

W20-VP5  
PRE-STORM  
TREATMENT Overlay

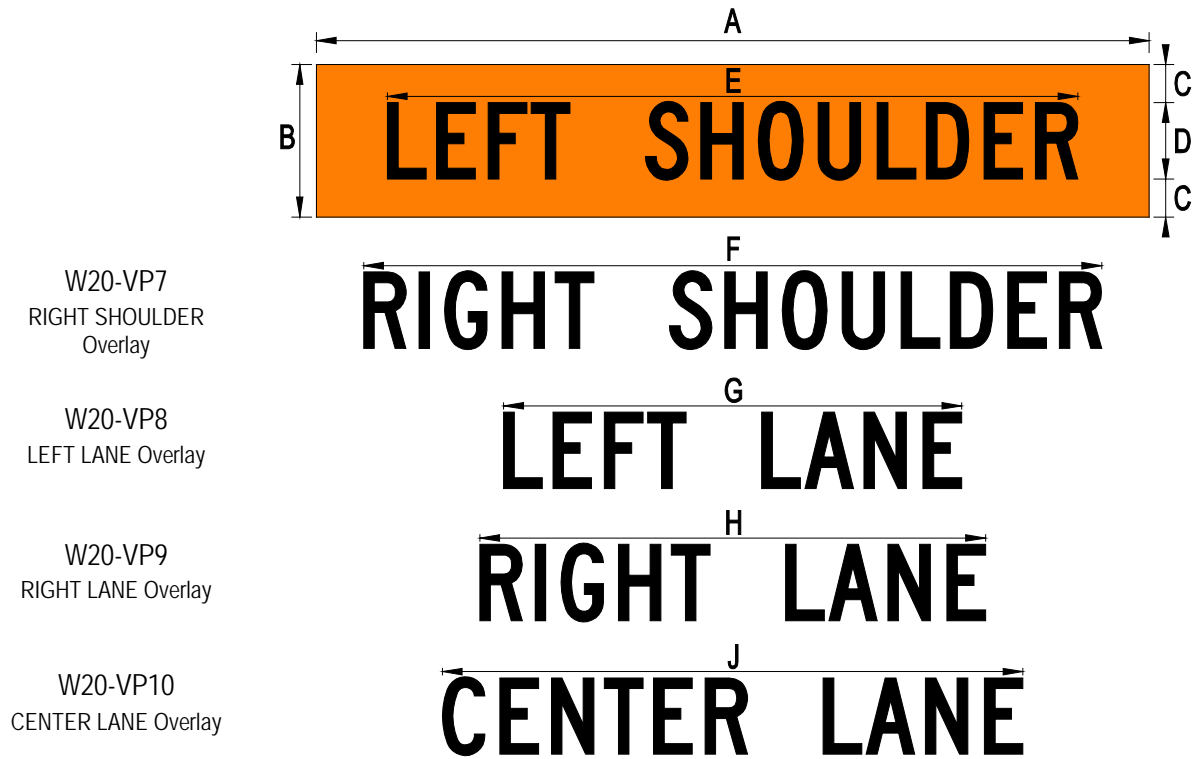
**PRE-STORM TREATMENT**

W20-VP1

ROAD WORK AHEAD Overlay for W20-V1 through W20-V8 Signs

A	B	C	D	E	F	G	H	J
78	9	1.5	6 C	67.3	51.9	74	58.8	75

TTC SIGN COLORS:      LEGEND      — BLACK  
 BACKGROUND            — FLUORESCENT ORANGE (RETROREFLECTIVE)



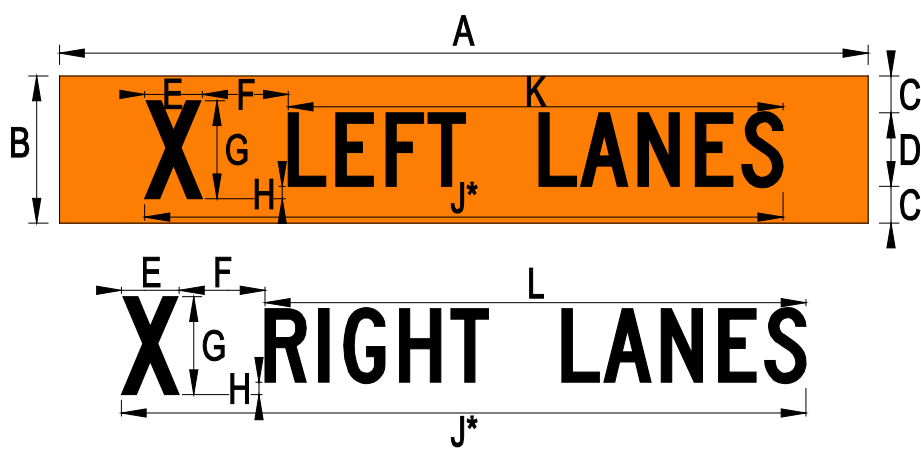
W20-VP6  
LEFT SHOULDER Overlay for W20-V1 through W20-V8 Signs

A	B	C	D	E	F	G	H	J
66	12	3	6 C	54.7	58.5	36.3	40.1	46

TTC SIGN COLORS:    LEGEND            — BLACK  
    — FLUORESCENT ORANGE (RETROREFLECTIVE)



W20-VP12  
X RIGHT LANES



W20-VP11

X LEFT LANES Overlay for W20-V1 through W20-V8 Signs

A	B	C	D	E	F	G	H	J	K	L
66	12	3	6 C	Var.	7	8 C	1	Var.	40.4	44.2

\* Legend shall be centered on sign panel.

TTC SIGN COLORS:    LEGEND              — BLACK  
    — FLUORESCENT ORANGE (RETROREFLECTIVE)  
 BACKGROUND



W21-V1

WATCH FOR SLOW MOVING VEHICLES

A	B	C	D	E	F	G	H	J	K
36	0.625	0.875	2.25	0.5	5 B	3	27	32.8	20
48	0.75	1.25	3	0.5	6 C	4	38	47	30

TTC SIGN COLORS: LEGEND — BLACK  
 BACKGROUND — FLUORESCENT ORANGE (RETROREFLECTIVE)

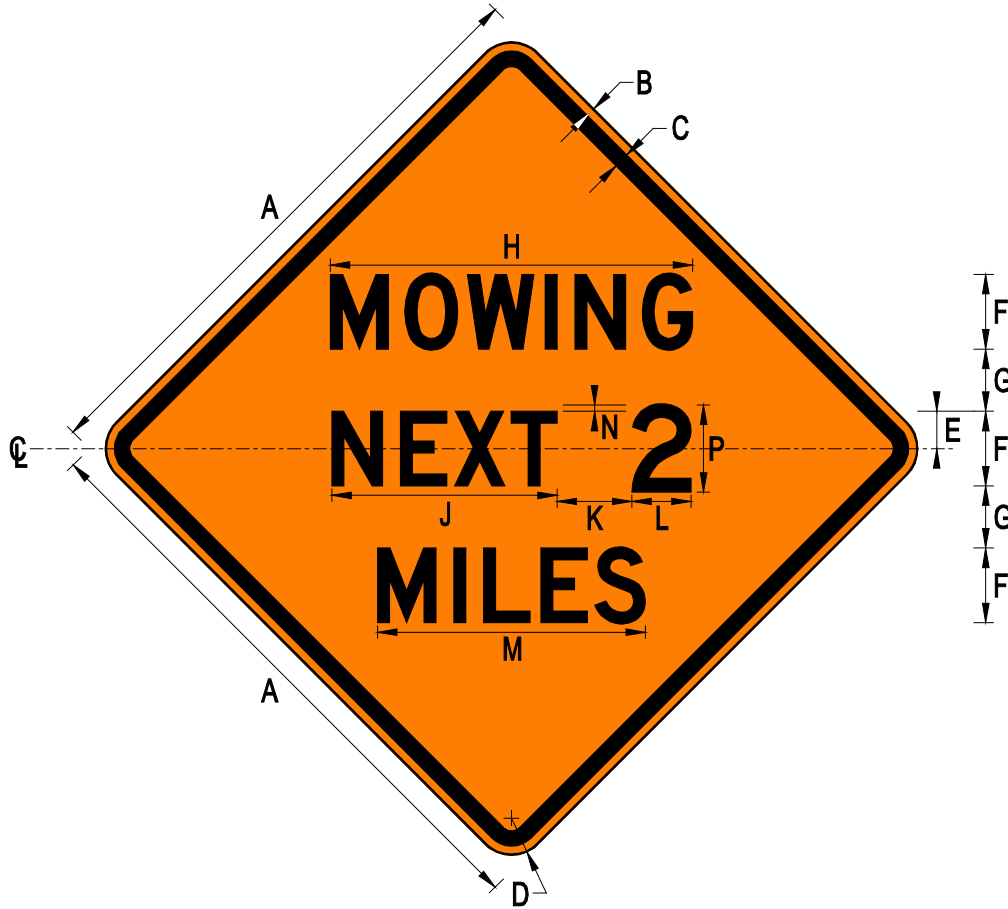


W21-V2  
ROAD WORK NEXT 2 MILES

A	B	C	D	E	F	G	H	J	K	L	M
36	0.625	0.875	2.25	6.75	5 D	2.5	16.8	17.5	15.1	5	4.1
48	0.75	1.25	3	8	6 D	4	20.1	21	18.1	6	4.8

N	P	R
18	0.5	6 D
21.5	0.5	7 D

TTC SIGN COLORS:    LEGEND    — BLACK  
                                     BACKGROUND    — FLUORESCENT ORANGE (RETROREFLECTIVE)



W21-V3  
MOWING NEXT 2 MILES

A	B	C	D	E	F	G	H	J	K	L	M
36	0.625	0.875	2.25	0.5	5 D	4	24.3	15.1	5	4.1	17
48	0.75	1.25	3	3	6 D	5	29.2	18.1	6	4.8	21.5

N	P
0.5	6 D
0.5	7 D

TTC SIGN COLORS:    LEGEND            — BLACK  
                                     BACKGROUND    — FLUORESCENT ORANGE (RETROREFLECTIVE)



W21-V4

LINE PAINTING NEXT 5 MILES

A	B	C	D	E	F	G	H	J	K	L	M
36	0.625	0.875	2.25	7.25	5 D	2.75	13.6	28.6	15.1	5	4.1
48	0.75	1.25	3	8	6 D	4	16.3	34.3	18.1	6	4.8

N	P	R
18	0.5	6 D
21.5	0.5	7 D

TTC SIGN COLORS:    LEGEND    — BLACK  
 BACKGROUND        — FLUORESCENT ORANGE (RETROREFLECTIVE)

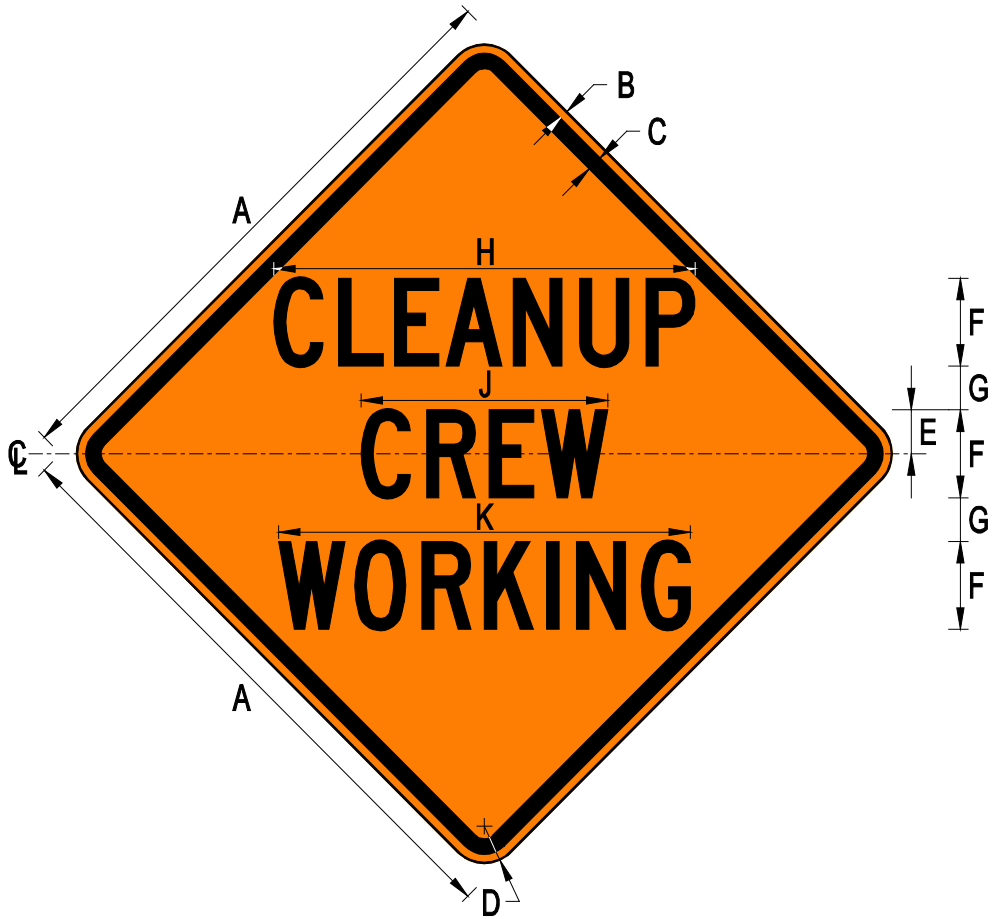


W21-V5  
SPRAYING NEXT 5 MILES

A	B	C	D	E	F	G	H	J	K	L	M
36	0.625	0.875	2.25	7.5	5 D	3	30	15.1	5	4.1	17
48	0.75	1.25	3	11	6 D	5	38	18.1	6	4.8	21.5

N	P
0.5	6 D
0.5	7 D

TTC SIGN COLORS:    LEGEND            — BLACK  
    — FLUORESCENT ORANGE (RETROREFLECTIVE)



W21-V6  
CLEANUP CREW WORKING

A	B	C	D	E	F	G	H	J	K
36	0.625	0.875	2.25	2.5	5 C	3.5	24	14	23.5
48	0.75	1.25	3	3.5	7 C	3.5	33.8	19.8	33

TTC SIGN COLORS:      LEGEND      — BLACK  
 BACKGROUND          — FLUORESCENT ORANGE (RETROREFLECTIVE)



W21-V7  
LITTER PICK UP

A	B	C	D	E	F	G	H	J
36	0.625	0.875	2.25	8	6 C	4	20.3	28.6
48	0.75	1.25	3	10.5	8 C	5	27.1	38.1

TTC SIGN COLORS:      LEGEND      — BLACK  
                                       BACKGROUND      — FLUORESCENT ORANGE (RETROREFLECTIVE)

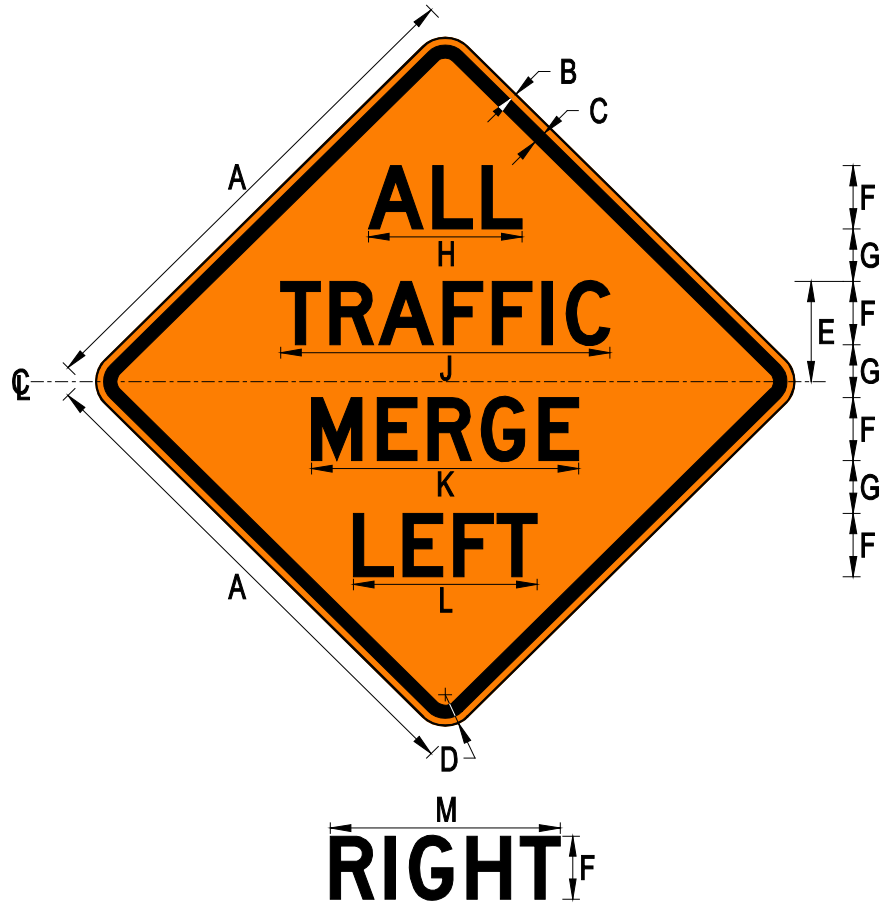




W21-V8  
SURVEY CREW AHEAD

A	B	C	D	E	F	G	H	J	K
36	0.625	0.875	2.25	1.5	5 D	3	25	16.7	21.5
48	0.75	1.25	3	3	6 D	5	30	20	25.8

TTC SIGN COLORS:    LEGEND            — BLACK  
                                     BACKGROUND      — FLUORESCENT ORANGE (RETROREFLECTIVE)



W21-V9R  
MERGE RIGHT

W21-V9L  
ALL TRAFFIC MERGE LEFT

A	B	C	D	E	F	G	H	J	K	L	M
36	0.625	0.875	2.25	7.72	5 C	3.5	9.7	21.4	17.7	12	15.2
48	0.75	1.25	3	9.5	6 D	5	14.3	30.8	25	17.2	21.5

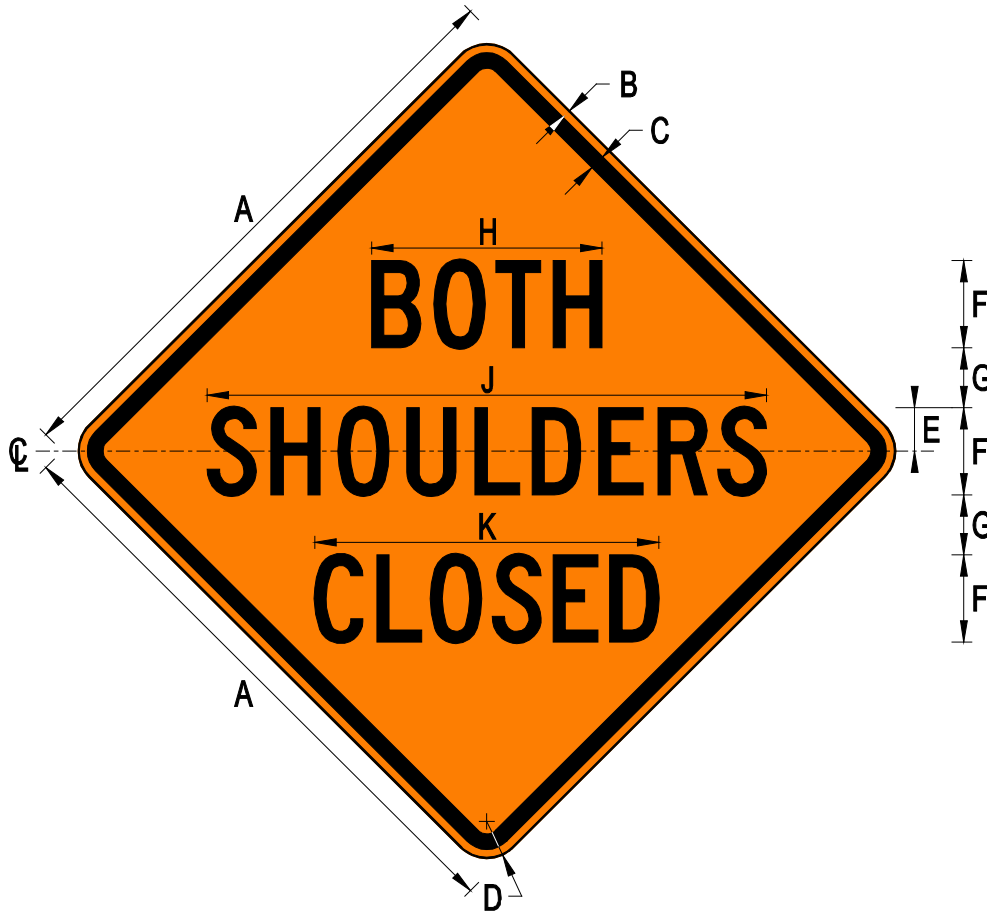
TTC SIGN COLORS:    LEGEND            — BLACK  
    — FLUORESCENT ORANGE (RETROREFLECTIVE)



W21-V10  
SLOW

A	B	C	D	E	F	G
36	0.625	0.875	2.25	5	10 C	28.3
48	0.75	1.25	3	7	14 C	39.6

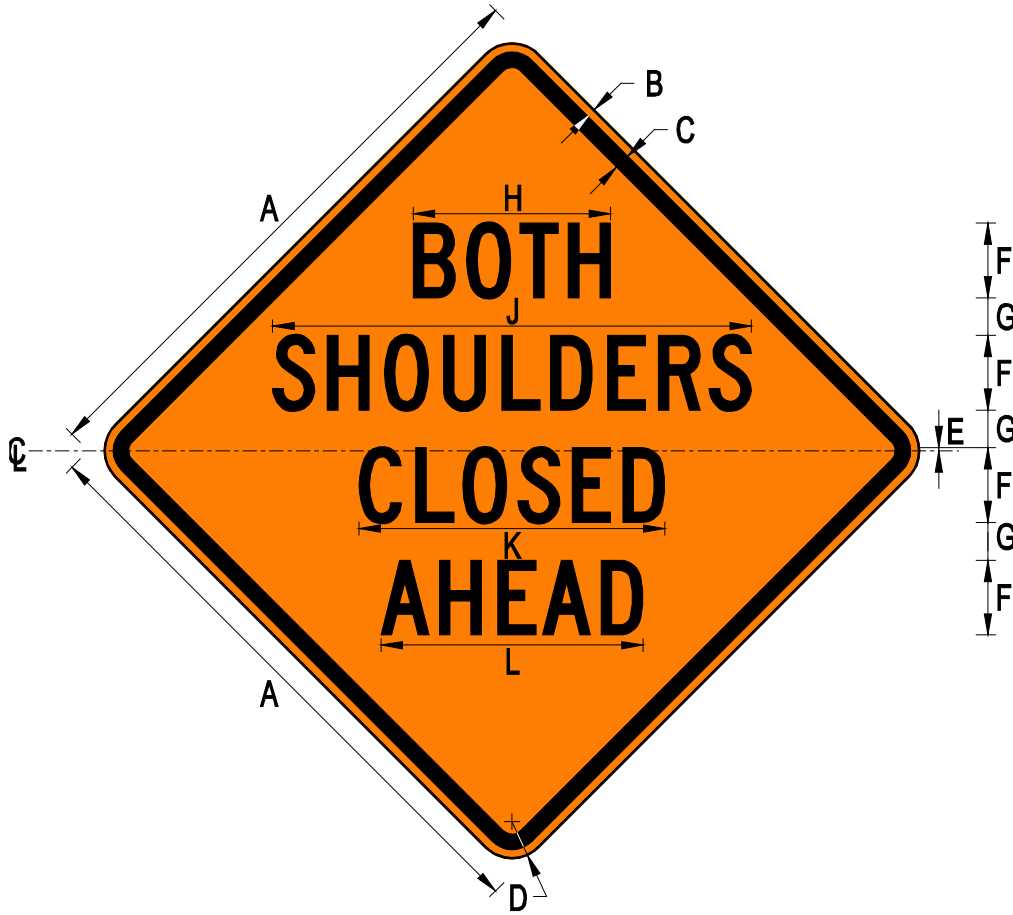
TTC SIGN COLORS:    LEGEND                      — BLACK  
                                       BACKGROUND                      — FLUORESCENT ORANGE (RETROREFLECTIVE)



W21-V11  
BOTH SHOULDERS CLOSED

A	B	C	D	E	F	G	H	J	K
36	0.625	0.875	2.25	2.481	5 C	3.682	13.1	32	20.4
48	0.75	1.25	3	3.482	7 C	4.803	18.4	44.7	27.6

TTC SIGN COLORS:    LEGEND    — BLACK  
                                     BACKGROUND    — FLUORESCENT ORANGE (RETROREFLECTIVE)

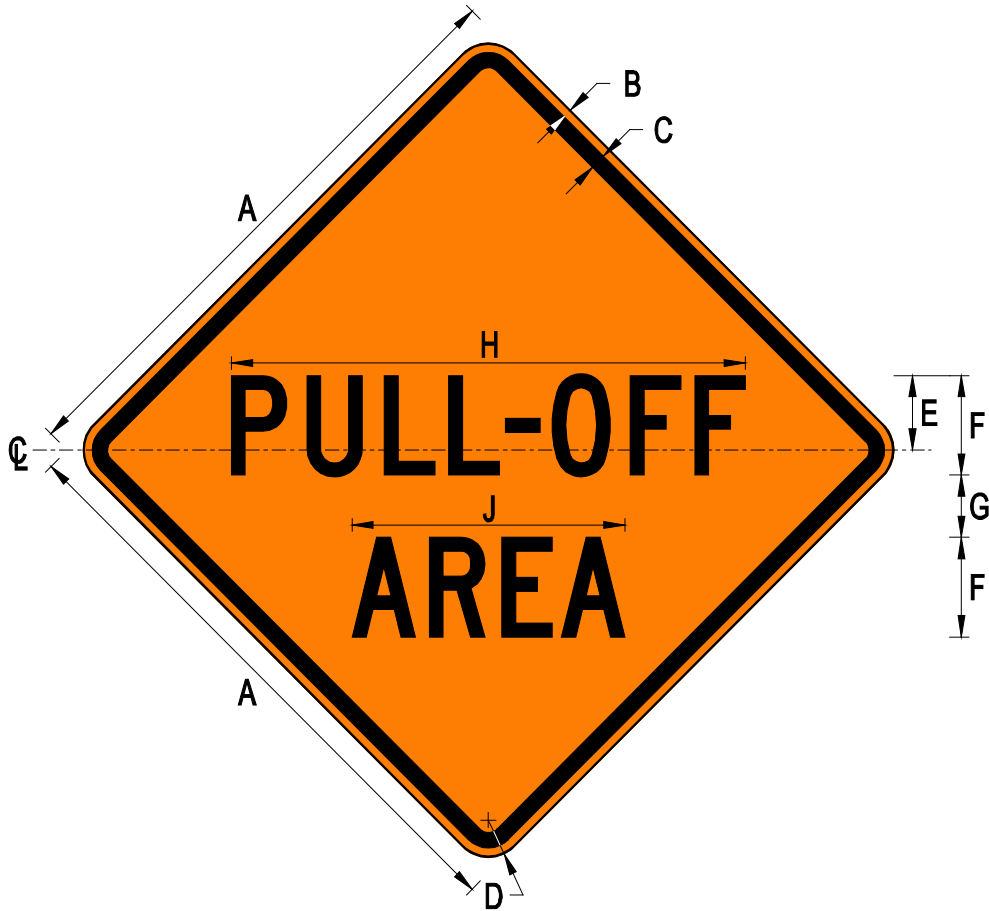


W21-V12

BOTH SHOULDERS CLOSED AHEAD

A	B	C	D	E	F	G	H	J	K	L
36	0.625	0.875	2.25	0.2	5 C	2.4	13.2	28.5	20.4	17.5
48	0.75	1.25	3	0.24	6 C	3	15.8	38.3	24.5	21

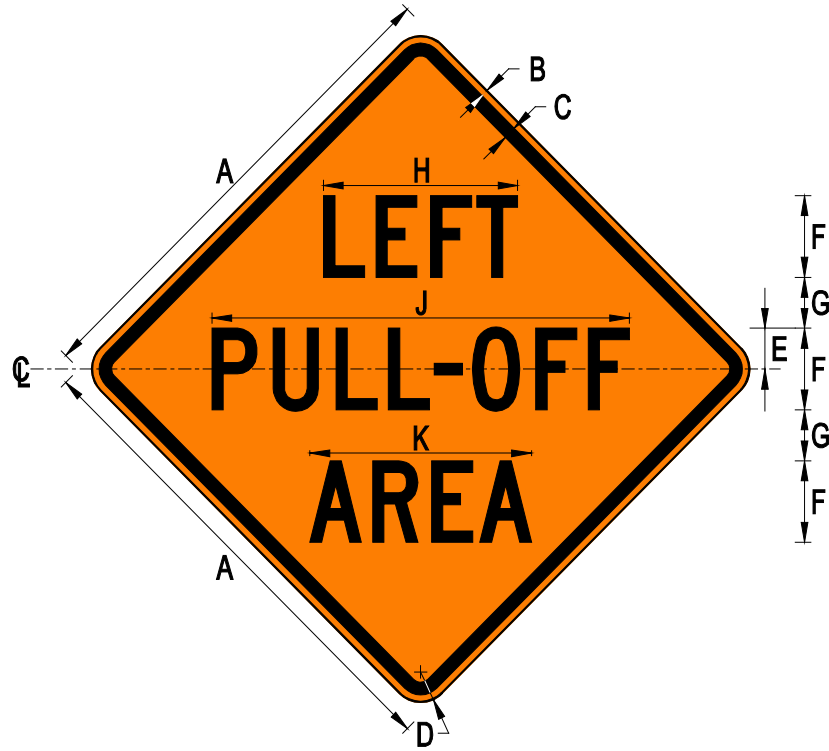
TTC SIGN COLORS:    LEGEND    — BLACK  
 BACKGROUND        — FLUORESCENT ORANGE (RETROREFLECTIVE)



W21-V13  
PULL-OFF AREA

A	B	C	D	E	F	G	H	J
36	0.625	0.875	2.25	5	6 C	4	31.1	16.5
48	0.75	1.25	3	6	8 C	5	41.4	22

TTC SIGN COLORS:    LEGEND            — BLACK  
                                     BACKGROUND    — FLUORESCENT ORANGE (RETROREFLECTIVE)



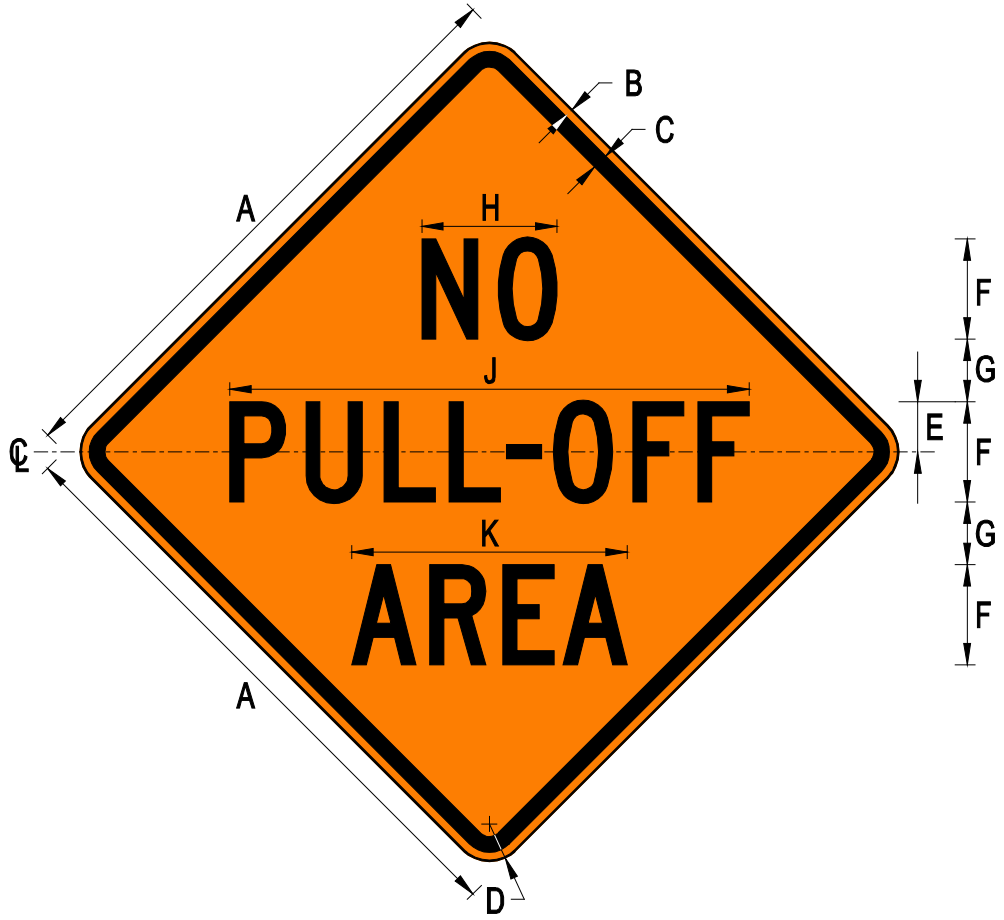
W21-V14R  
RIGHT PULL-OFF AREA



W21-V14L  
LEFT PULL-OFF AREA

A	B	C	D	E	F	G	H	J	K	L
36	0.625	0.875	2.25	3	6 C	4	14.5	31.1	16.5	18.2
48	0.75	1.25	3	4	8 C	5	19.3	41.4	22	24.3

TTC SIGN COLORS:    LEGEND            — BLACK  
 BACKGROUND         — FLUORESCENT ORANGE (RETROREFLECTIVE)

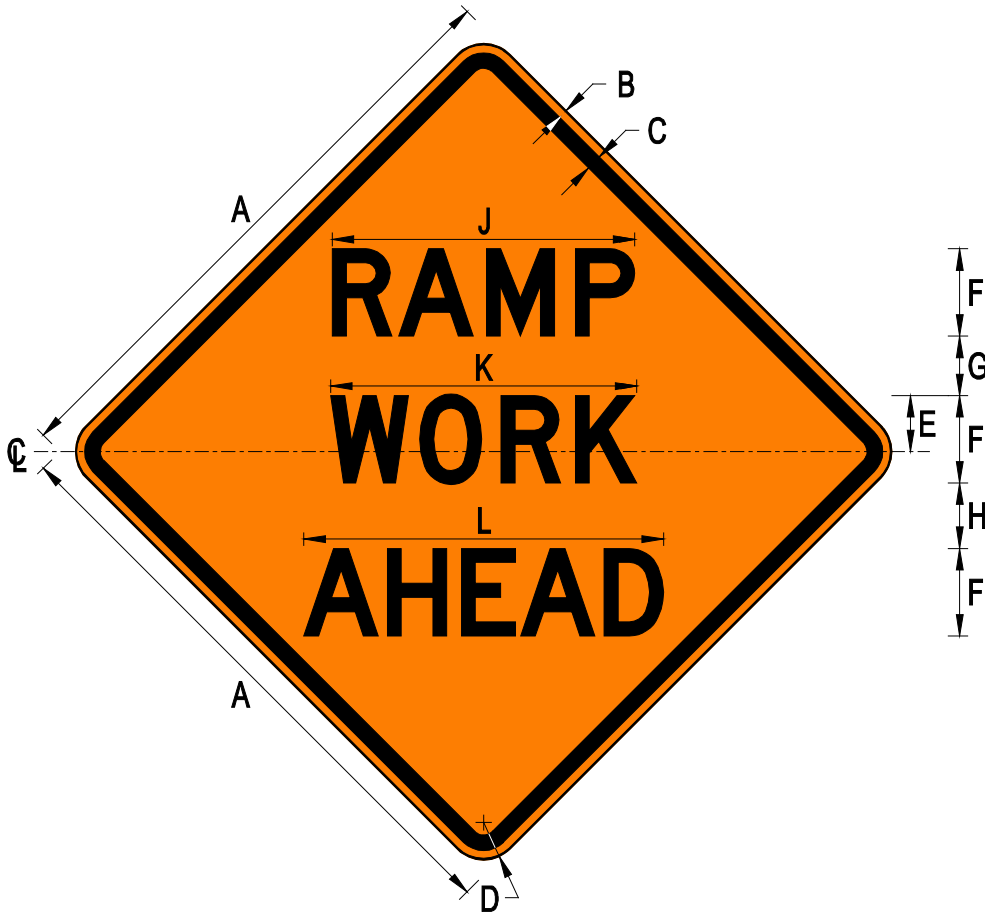


W21-V15  
NO PULL-OFF AREA

A	B	C	D	E	F	G	H	J	K
36	0.625	0.875	2.25	3	6 C	4	8.1	31.1	16.5
48	0.75	1.25	3	4	8 C	5	10.8	41.4	22

TTC SIGN COLORS:    LEGEND            — BLACK  
                                 BACKGROUND      — FLUORESCENT ORANGE (RETROREFLECTIVE)

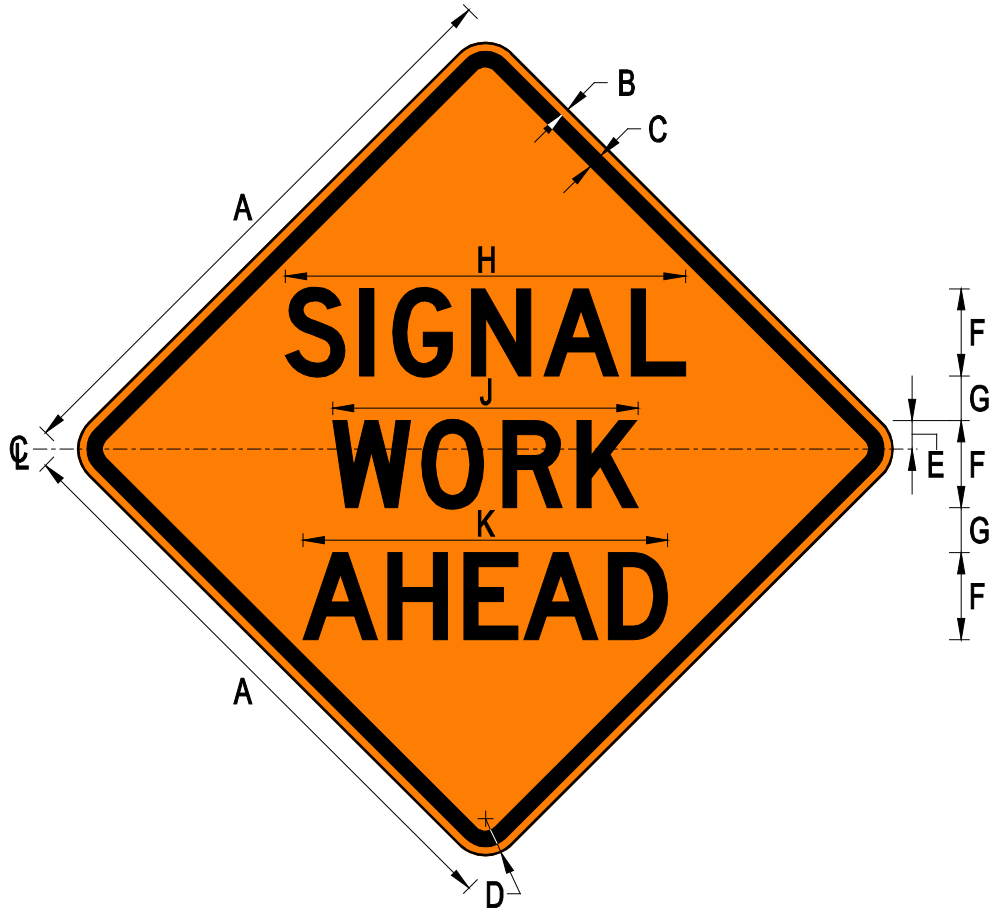




W21-V16  
RAMP WORK AHEAD

A	B	C	D	E	F	G	H	J	K	L
36	0.625	0.875	2.25	3.25	5 D	3.5	3.75	17.3	17.5	20.6
48	0.75	1.25	3	4.5	7 D	4.75	5.25	24.2	24.5	28.8

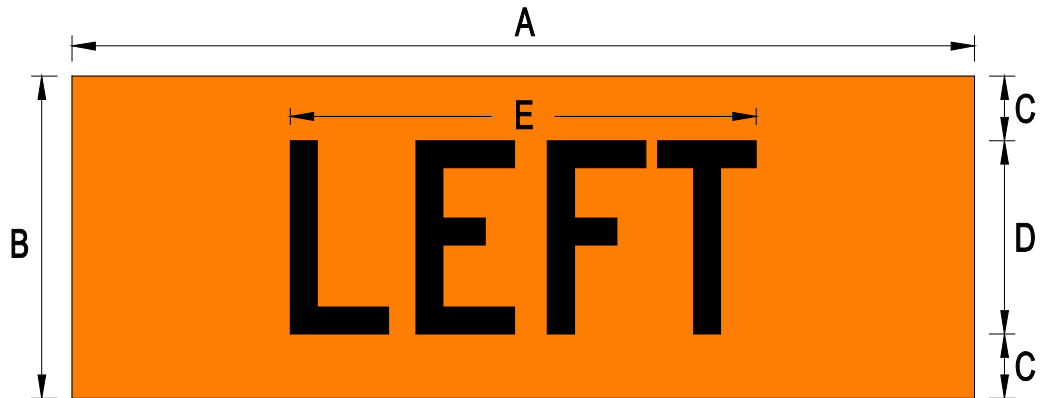
TTC SIGN COLORS:    LEGEND            — BLACK  
    — FLUORESCENT ORANGE (RETROREFLECTIVE)



W21-V17  
SIGNAL WORK AHEAD

A	B	C	D	E	F	G	H	J	K
36	0.625	0.875	2.25	2	5 D	3.202	22.9	17.5	21.5
48	0.75	1.25	3	2.281	7 D	3.602	32.1	24.5	29.2

TTC SIGN COLORS:    LEGEND            — BLACK  
    — FLUORESCENT ORANGE (RETROREFLECTIVE)



W21-VP1R  
RIGHT Overlay

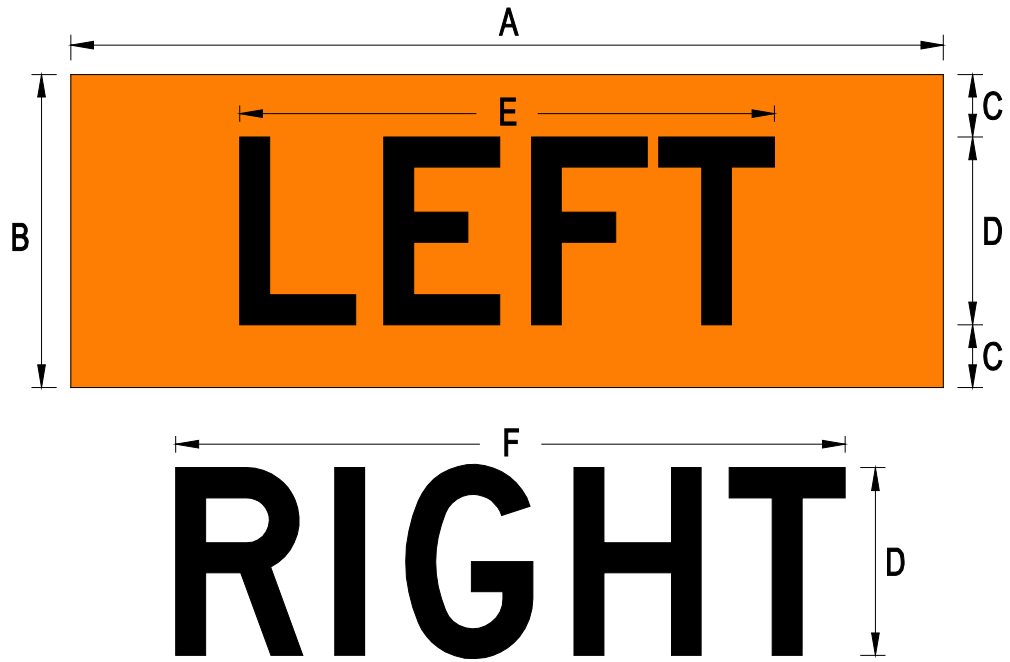


W21-VP1L

LEFT Overlay for W9-2, W9-3, W20-5, W21-5b & W20-V13 Signs

A	B	C	D	E	F
22	7	1	5 C	12.1	15.2
28	10	2	6 C	14.5	18.2

TTC SIGN COLORS:    LEGEND            — BLACK  
                               BACKGROUND    — FLUORESCENT ORANGE (RETROREFLECTIVE)

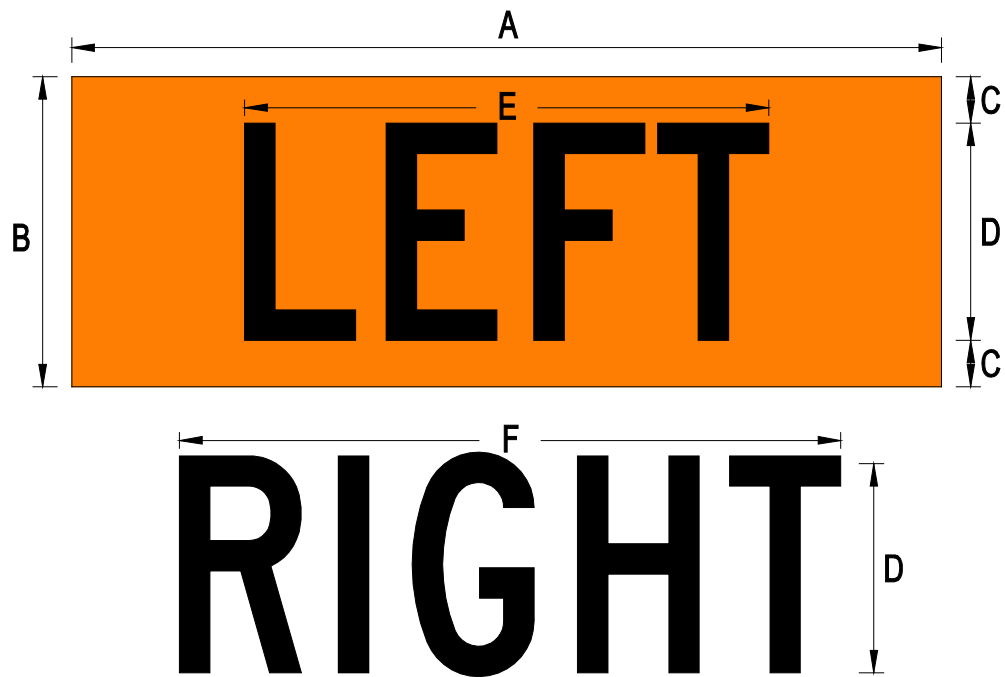


W21-VP1aR  
RIGHT Overlay

W21-VP1aL  
LEFT Overlay for W21-V9 Signs

A	B	C	D	E	F
22	7	1	5 C	12.1	15.2
28	10	2	6 D	17.2	21.5

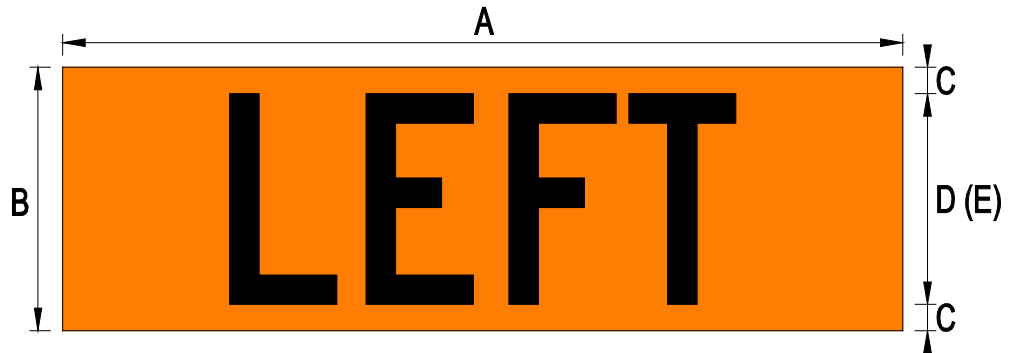
TTC SIGN COLORS:    LEGEND            — BLACK  
                                     BACKGROUND    — FLUORESCENT ORANGE (RETROREFLECTIVE)



W21-VP1bL  
LEFT Overlay for W21-5a Signs

A	B	C	D	E	F
22	7	1	5 C	12.1	15.2
28	10	1.5	7 C	16.9	21.3

TTC SIGN COLORS:      LEGEND      — BLACK  
 BACKGROUND            — FLUORESCENT ORANGE (RETROREFLECTIVE)



W21-VP1cR  
RIGHT Overlay



W21-VP1cL  
LEFT Overlay for W21-V14 Signs

A	B	C	D	E	F
24	8	1	6 C	14.5	18.2
32	10	1	8 C	19.3	24.3

( ) Denotes line length.

TTC SIGN COLORS:      LEGEND              — BLACK  
                                     BACKGROUND       — FLUORESCENT ORANGE (RETROREFLECTIVE)



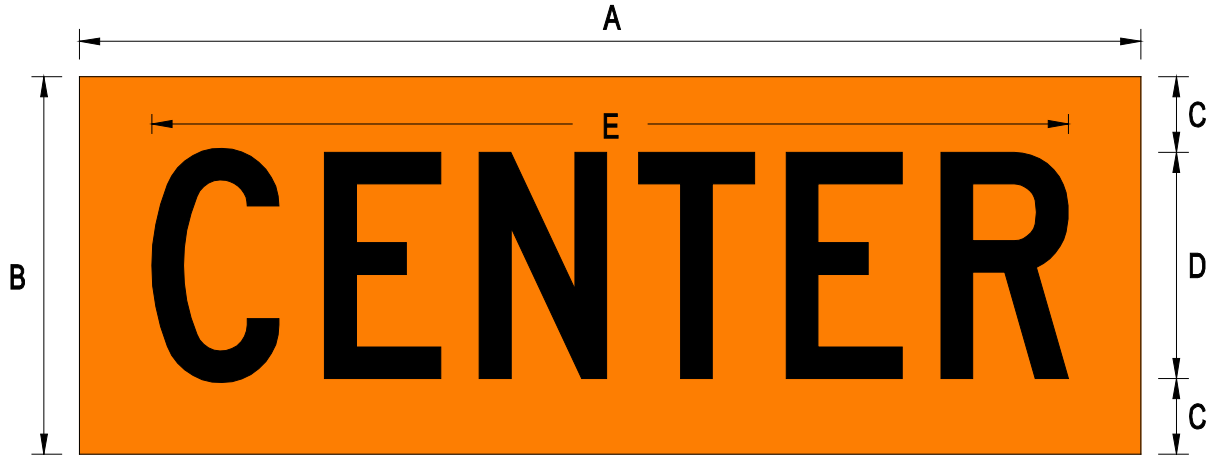
W21-VP1dR  
RIGHT Overlay

W21-VP1dL  
LEFT Overlay for W9-1 Signs

A	B	C	D	E	F
24	8	1	6 D	17.2	21.5
32	10	1	8 D	22.9	28.6

( ) Denotes line length.

TTC SIGN COLORS:    LEGEND    — BLACK  
                             BACKGROUND    — FLUORESCENT ORANGE (RETROREFLECTIVE)



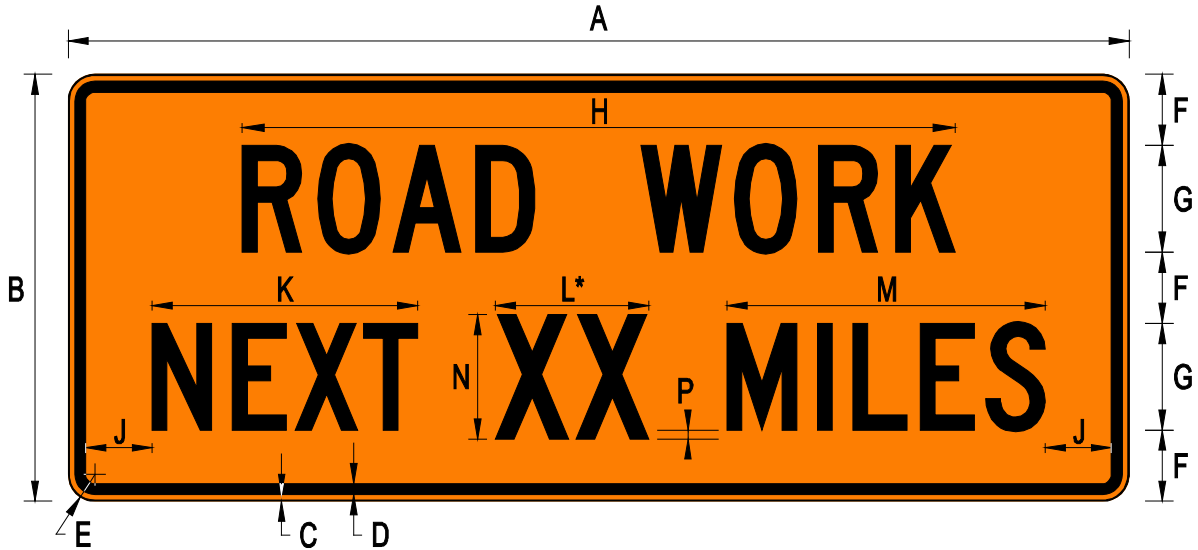
W21-VP2

CENTER Overlay for W20-5L, W20-5R, W20-V13L & W20-V13R Signs

A	B	C	D	E
22	7	1	5 C	20.2
28	10	2	6 C	24.2

TTC SIGN COLORS:     LEGEND     — BLACK  
                               BACKGROUND     — FLUORESCENT ORANGE (RETROREFLECTIVE)





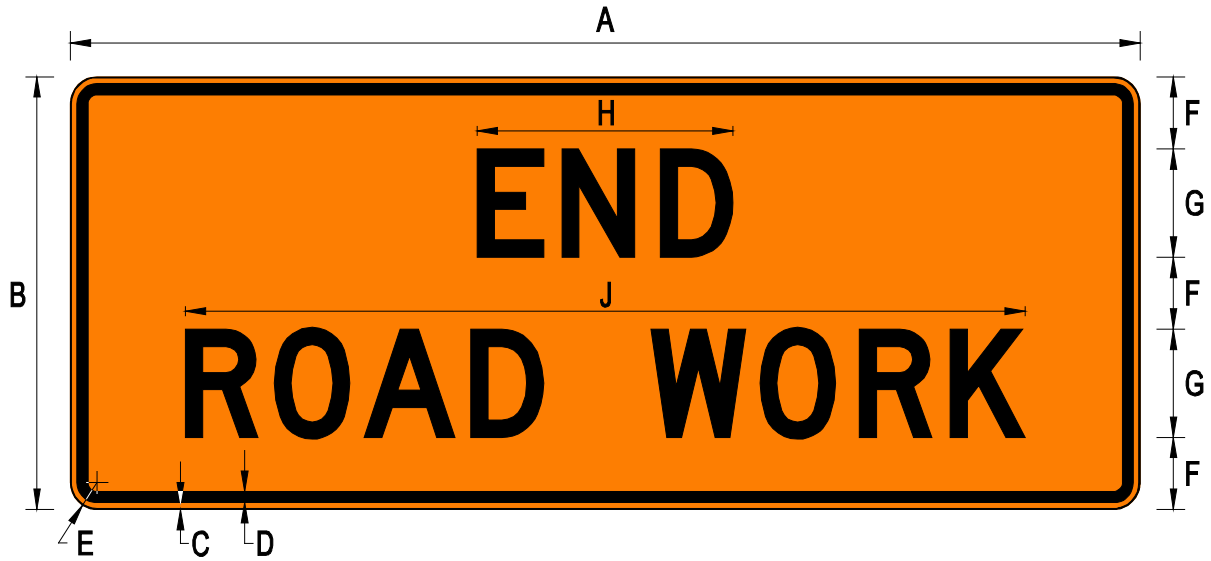
G20-1 (V)  
ROAD WORK NEXT XX MILES

A	B	C	D	E	F	G	H	J	K	L	M
48	24	0.375	0.625	1.5	4	6 B	34	2.5	12	Var.	14
60	24	0.375	0.625	1.5	4	6 C	40.3	3.75	15	Var.	18

N	P
7 B	0.5
7 C	0.5

\* The number shall be centered between "NEXT" and "MILES."

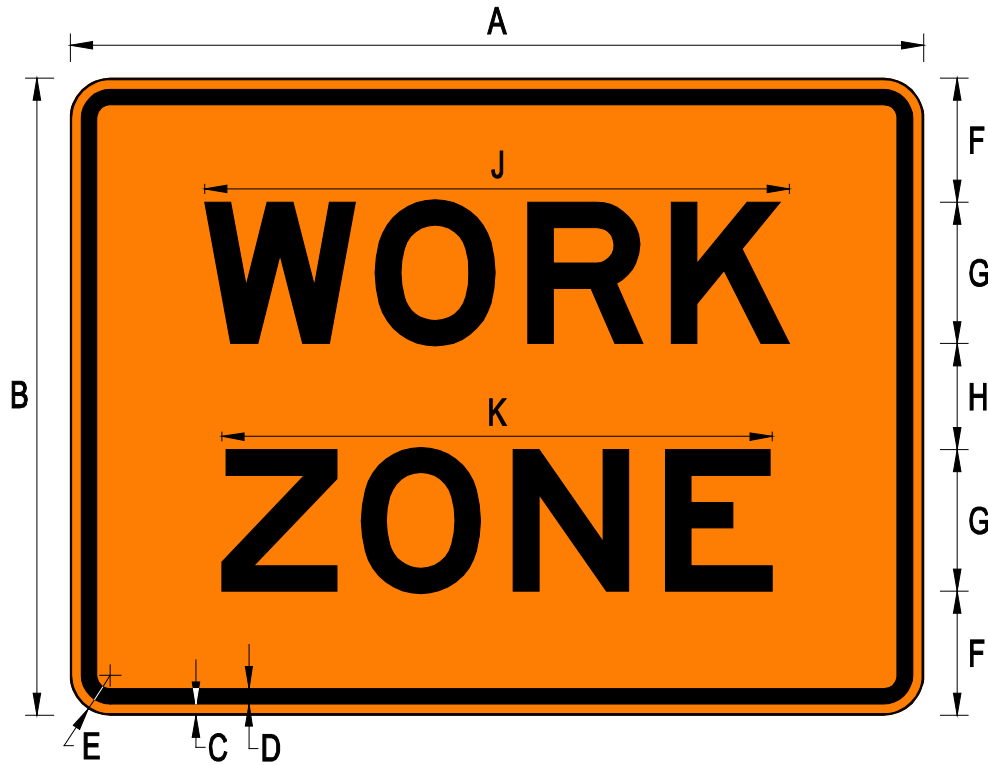
TTC SIGN COLORS:    LEGEND            — BLACK  
                               BACKGROUND    — FLUORESCENT ORANGE (RETROREFLECTIVE)



G20-2 (V)  
END ROAD WORK

A	B	C	D	E	F	G	H	J
48	24	0.375	0.625	1.5	4	6 C	12.1	40.3
60	24	0.375	0.625	1.5	4	6 D	14.3	47.1

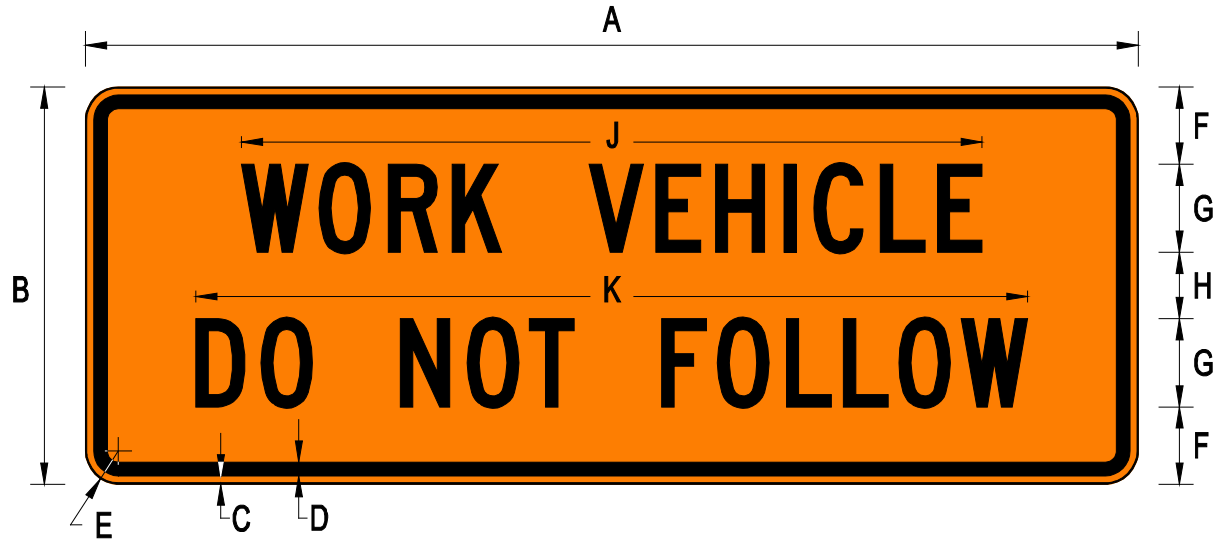
TTC SIGN COLORS:    LEGEND            — BLACK  
    — FLUORESCENT ORANGE (RETROREFLECTIVE)



G20-5aP (V)  
WORK ZONE (Plaque)

A	B	C	D	E	F	G	H	J	K
48	36	0.625	0.875	2.25	7	8 E	6	32.9	31

TTC SIGN COLORS:    LEGEND    — BLACK  
                               BACKGROUND    — FLUORESCENT ORANGE (RETROREFLECTIVE)

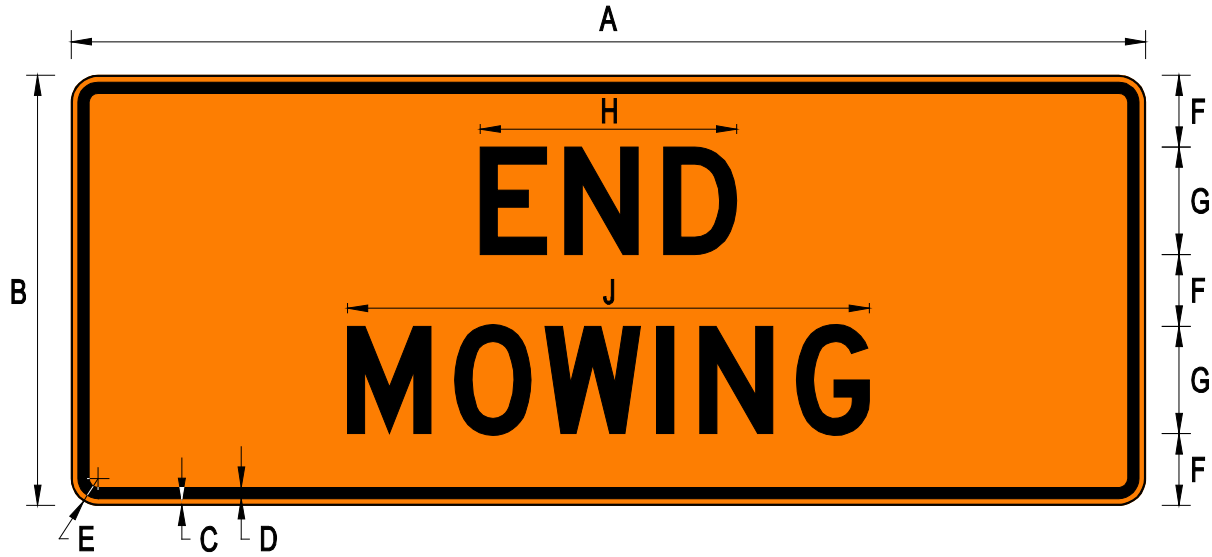


G20-V1

WORK VEHICLE DO NOT FOLLOW (Vehicle-Mounted Sign)

A	B	C	D	E	F	G	H	J	K
48	18	0.375	0.625	1.5	3.5	4 C	3	33.8	37.9

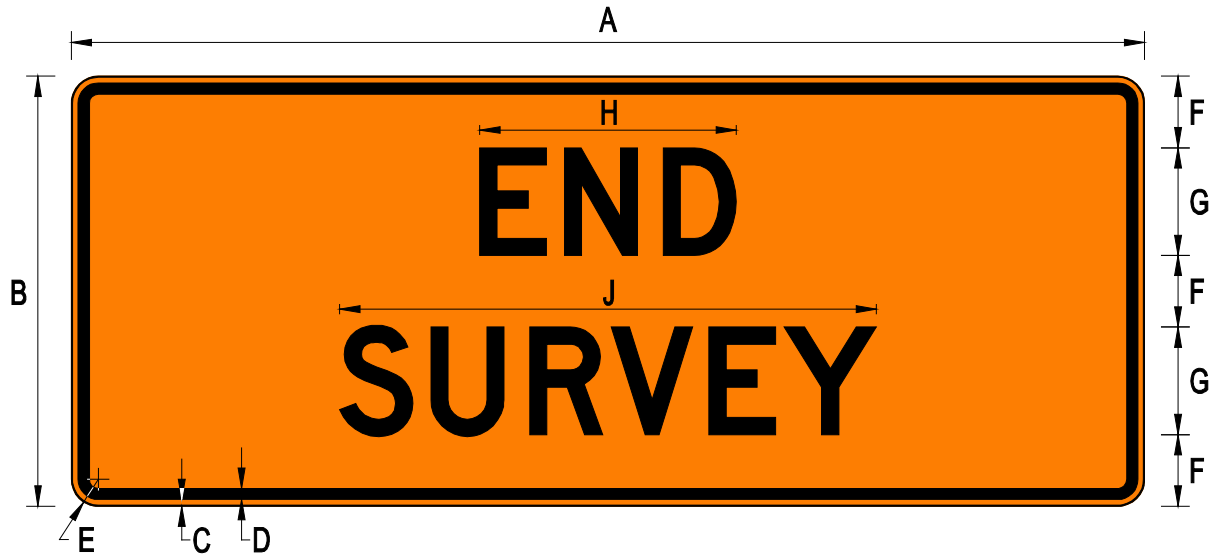
TTC SIGN COLORS:    LEGEND            — BLACK  
 BACKGROUND            — FLUORESCENT ORANGE (RETROREFLECTIVE)



G20-V2  
END MOWING

A	B	C	D	E	F	G	H	J
48	24	0.375	0.625	1.5	4	6 C	12.1	24.9
60	24	0.375	0.625	1.5	4	6 D	14.3	29.2


TTC SIGN COLORS: LEGEND — BLACK  
BACKGROUND — FLUORESCENT ORANGE (RETROREFLECTIVE)



G20-V3  
END SURVEY

A	B	C	D	E	F	G	H	J
48	24	0.375	0.625	1.5	4	6 C	12.1	25
60	24	0.375	0.625	1.5	4	6 D	14.3	30

TTC SIGN COLORS:      LEGEND      — BLACK  
                                     BACKGROUND      — FLUORESCENT ORANGE (RETROREFLECTIVE)

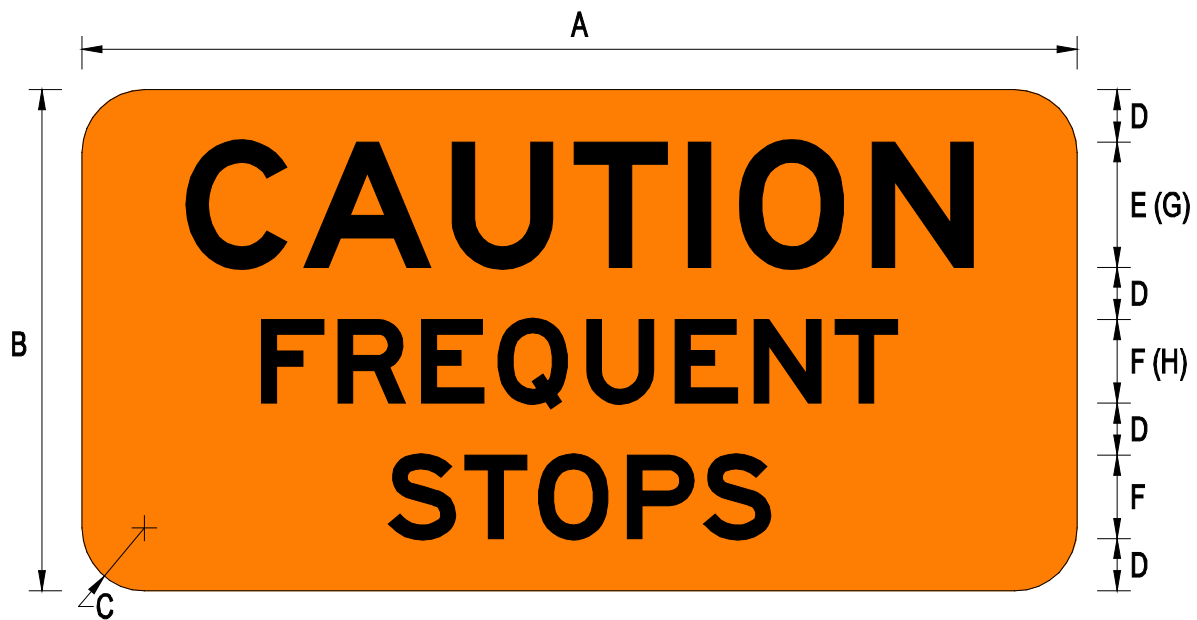


G20-V4a

CAUTION FREQUENT STOPS (Vehicle-Mounted Sign)

A	B	C	D	E	F	G	H	J
18	1.5	2.5	3 C	2	3 B	13.5	13.2	7.8

TTC SIGN COLORS:    LEGEND            — BLACK  
    — FLUORESCENT ORANGE (RETROREFLECTIVE)



G20-V4b

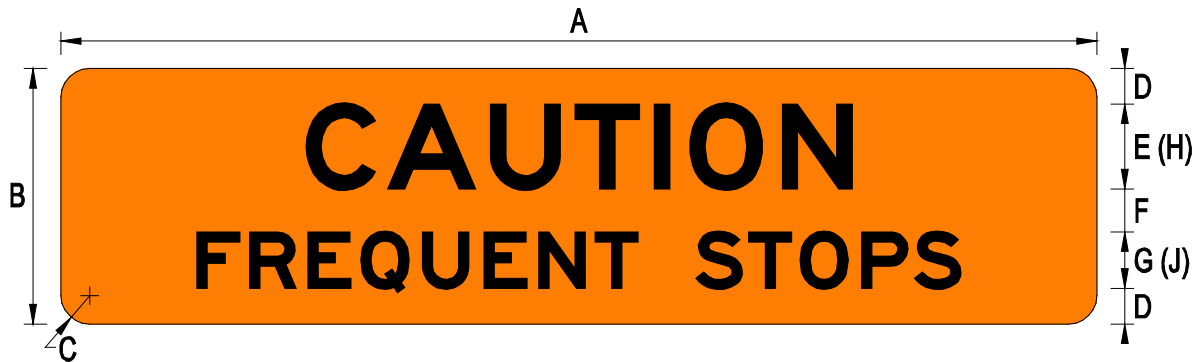
CAUTION FREQUENT STOPS (Vehicle-Mounted Sign)

A	B	C	D	E	F	G	H	J
24	12	1.5	1.25	3 E	2 E	19	15.3	9.2

( ) Denotes line length.

TTC SIGN COLORS:    LEGEND            — BLACK  
                                     BACKGROUND      — FLUORESCENT ORANGE (RETROREFLECTIVE)





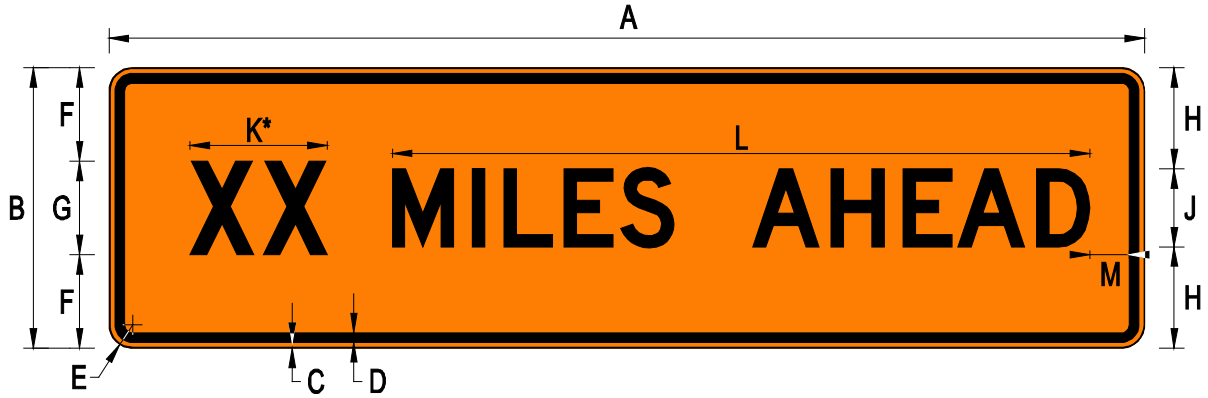
G20-V4c

CAUTION FREQUENT STOPS (Vehicle-Mounted Sign)

A	B	C	D	E	F	G	H	J
36	9	1	1.25	3 E	1.5	2 E	19	26.6

( ) Denotes line length.

TTC SIGN COLORS:    LEGEND            — BLACK  
    — FLUORESCENT ORANGE (RETROREFLECTIVE)

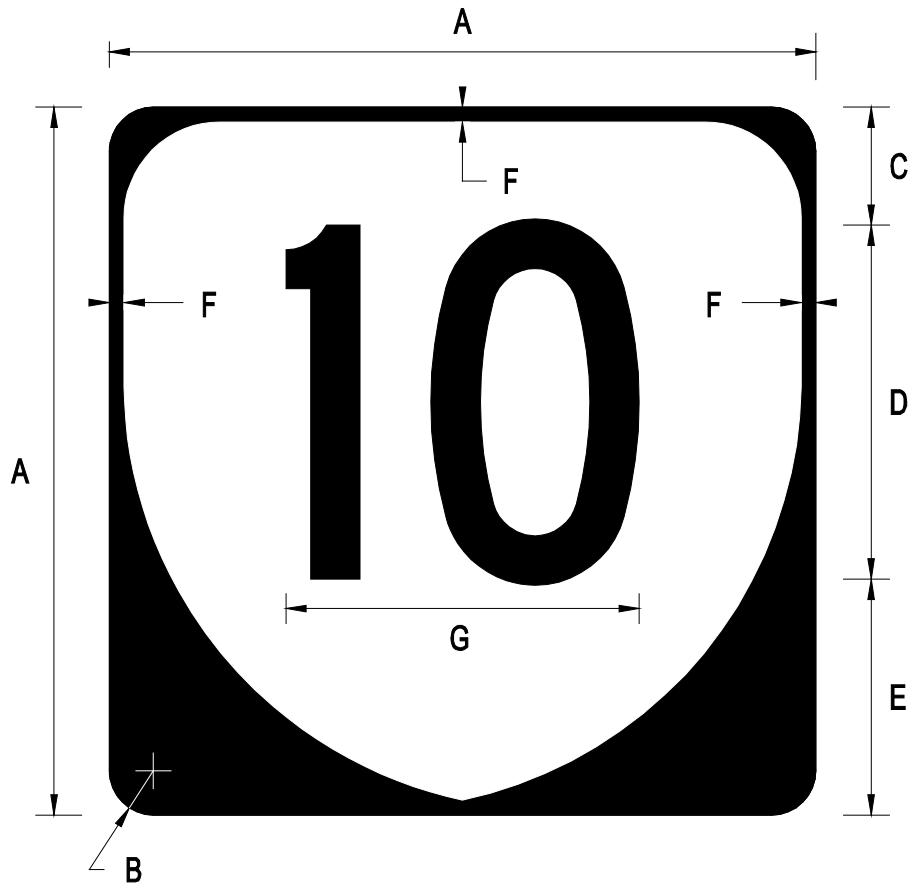


G20-VP1  
XX MILES AHEAD (Plaque)

A	B	C	D	E	F	G	H	J	K	L	M
42	12	0.375	0.438	1.5	4	4 D	4.5	3 D	Var.	26.7	1.5
66	18	0.375	0.625	1.5	6	6 D	6.5	5 D	Var.	44.5	2.5
108	18	0.375	0.625	1.5	5	8 E	6	6 E	Var.	62.3	9.5

\* The number "XX" shall be centered between the border and "MILES AHEAD."

TTC SIGN COLORS:    LEGEND                  — BLACK  
                                     BACKGROUND            — FLUORESCENT ORANGE (RETROREFLECTIVE)

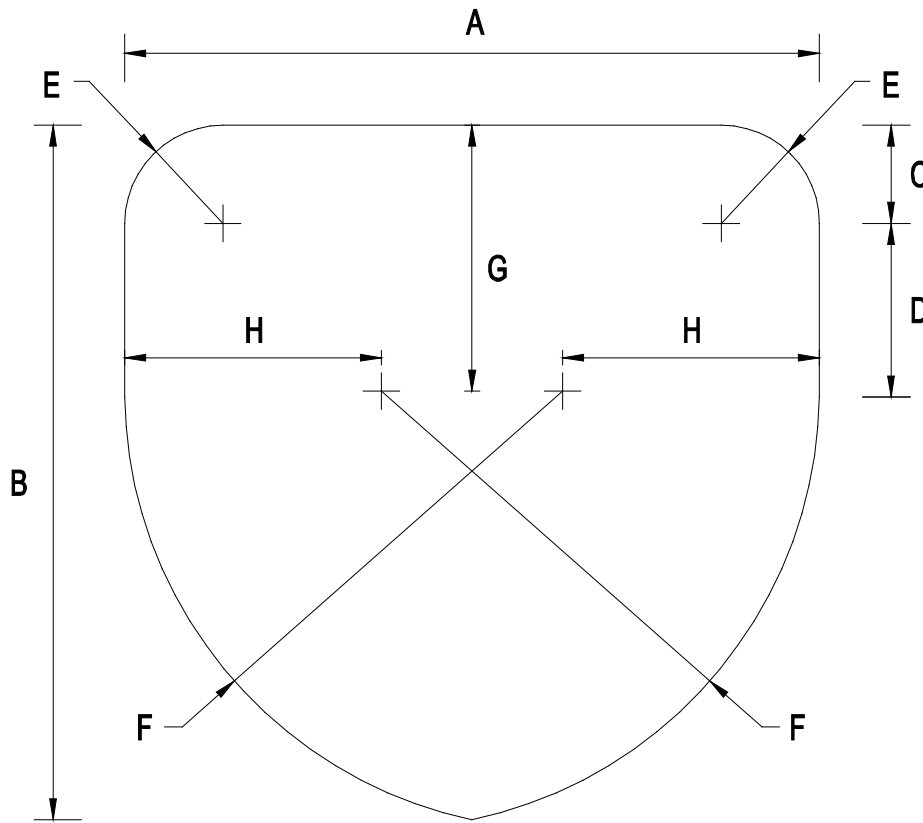


M1-V1a

Virginia Primary Route Sign for Independent Use (1 or 2 Digits)

A	B	C	D	E	F	G
24	1.5	4	12 C	8	0.5	Var.
36	2.25	5.5	18 C	12.5	0.75	Var.
48	3	7	24 C	17	1	Var.

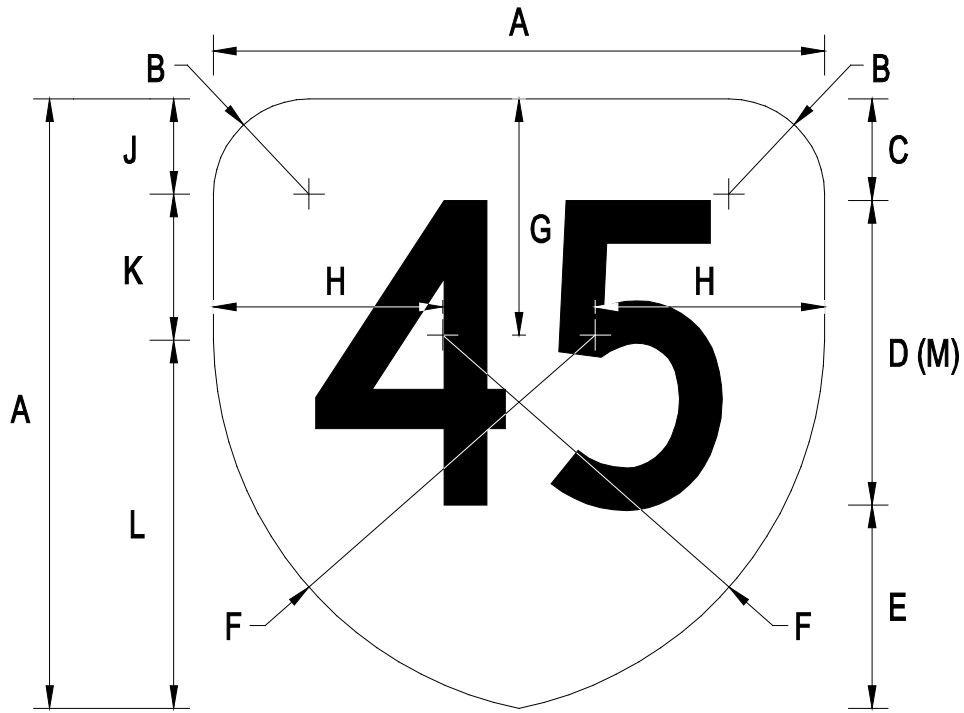
COLORS: LEGEND — BLACK  
 BACKGROUND — WHITE (RETROREFLECTIVE)  
 AREA OUTSIDE OF SHIELD — BLACK



M1-V1a (Shield)

Shield Layout for Virginia Primary Route Sign for Independent Use (1 or 2 Digits)

A	B	C	D	E	F	G	H
23	22.9893	3.25	5.75	3.25	14.5	8.8028	8.5013
34.5	34.484	4.875	7.8125	4.875	21.75	13.2034	12.7559
46	45.9787	6.5	11.5	6.5	29	17.6056	17.0026



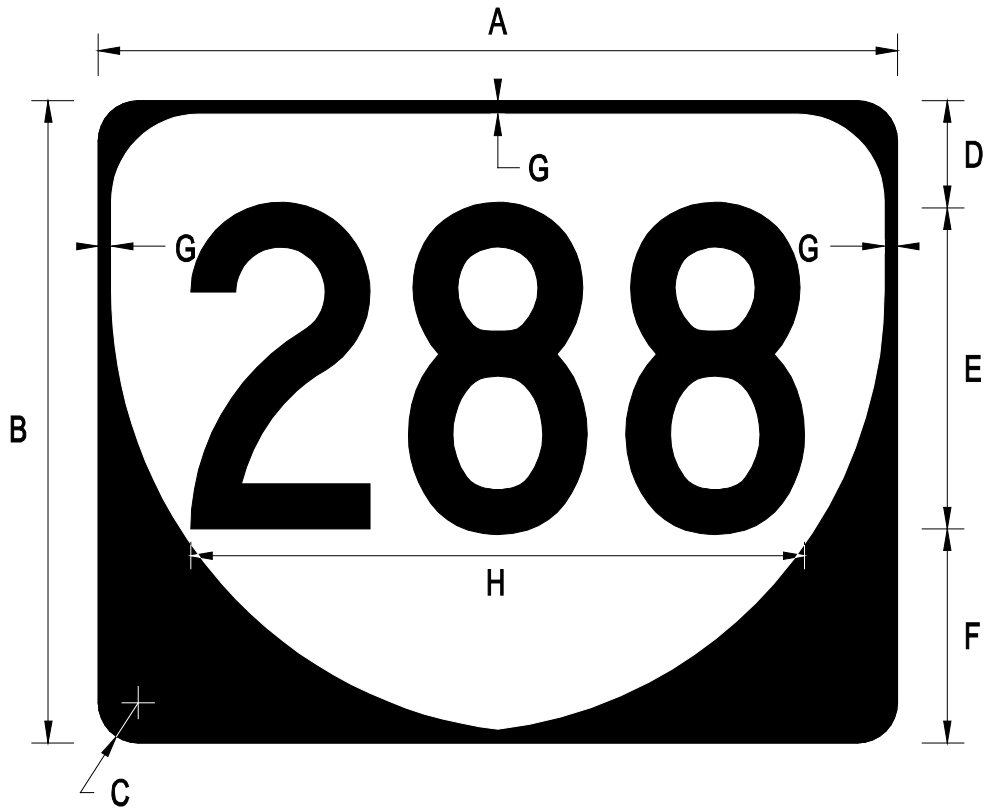
M1-V1b

Virginia Primary Route Sign for Guide Sign Use (1 or 2 Digits)

A	B	C	D	E	F	G	H	J	K	L	M
24	3.75	4	12 C	8	15	9.3028	9.0013	3.75	5.75	14.5	Var.
36	5.625	5.5	18 C	12.5	22.5	13.9535	13.5059	5.625	7.8125	22.5625	Var.
48	7.5	7	24 C	17	30	18.6056	18.0026	7.5	11.5	29	Var.

( ) Denotes line length.

COLORS: LEGEND — BLACK  
 BACKGROUND — WHITE (RETROREFLECTIVE)

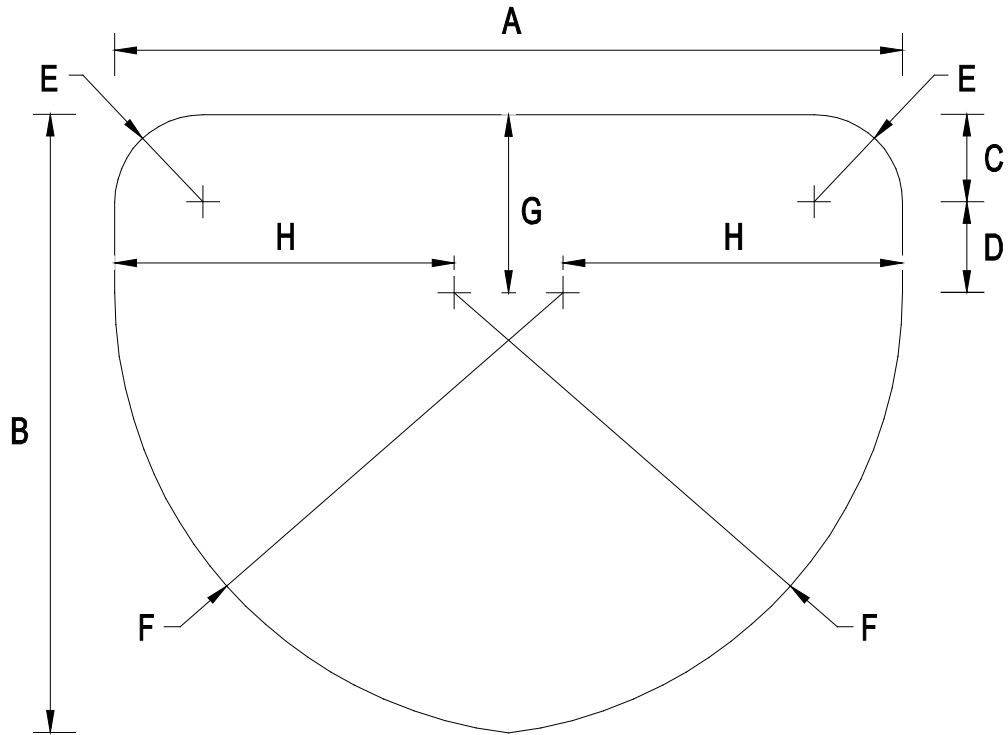


M1-V1c

Virginia Primary Route Sign for Independent Use (3 Digits)

A	B	C	D	E	F	G	H
30	24	1.5	4	12 C	8	0.5	Var.
45	36	2.25	5.5	18 C	12.5	0.75	Var.
60	48	3	7	24 C	17	1	Var.

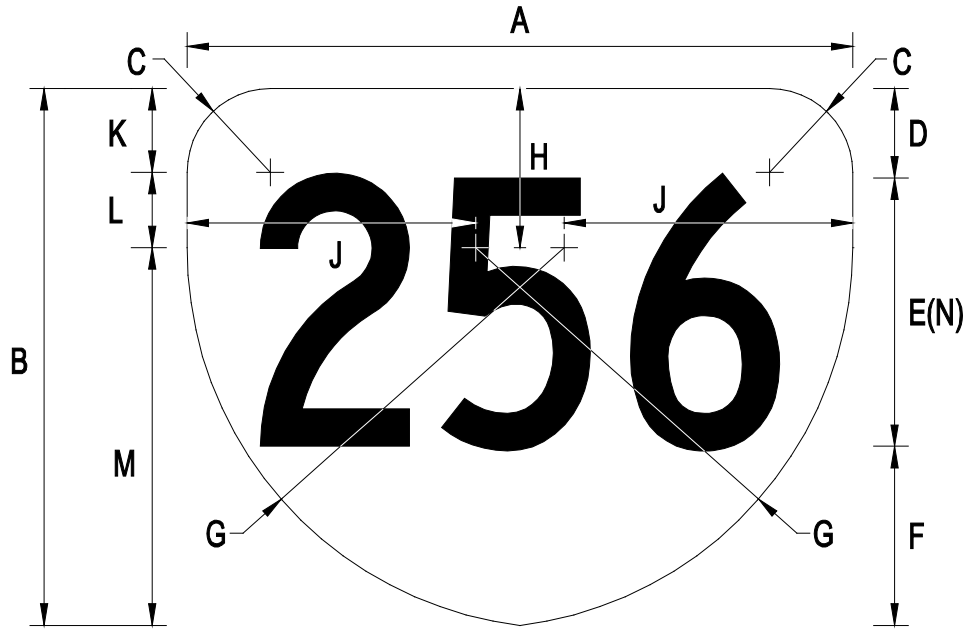
COLORS: LEGEND — BLACK  
 BACKGROUND — WHITE (RETROREFLECTIVE)  
 AREA OUTSIDE OF SHIELD — BLACK



M1-V1c (Shield)

Shield Layout for Virginia Primary Route Sign for Independent Use (3 Digits)

A	B	C	D	E	F	G	H
29	22.9893	3.25	3.375	3.25	16.5	6.6181	12.5
43.5	34.4946	4.875	5	4.875	24.75	10.6771	18.75
58	45.9928	6.5	6.375	6.5	33	13.2359	25.0019



M1-V1d

Virginia Primary Route Sign for Guide Sign Use (3 Digits)

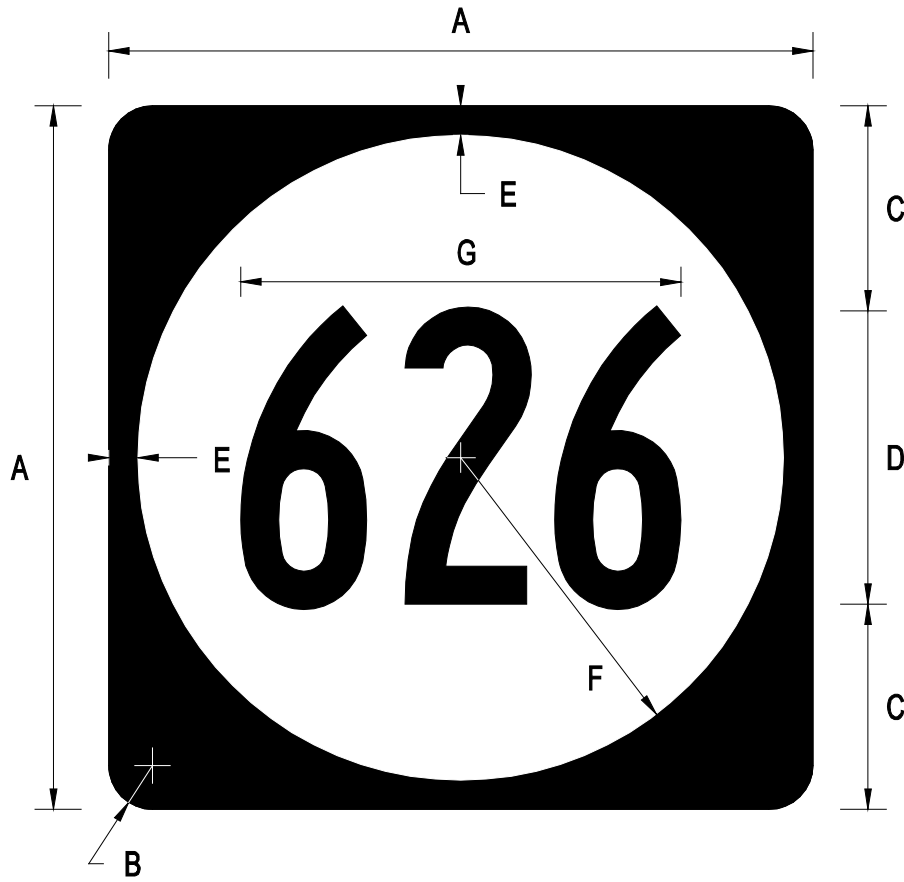
A	B	C	D	E	F	G	H	J	K	L	M
30	24	3.75	4	12 C	8	17	7.1181	13	3.75	3.375	16.875
45	36	5.625	5.5	18 C	12.5	25.5	10.6771	19.5	5.625	5	25.375
60	48	7.5	7	24 C	17	34	14.2359	26.0019	7.5	6.375	34.125

N
Var.
Var.
Var.

( ) Denotes line length.

COLORS: LEGEND — BLACK  
 BACKGROUND — WHITE (RETROREFLECTIVE)



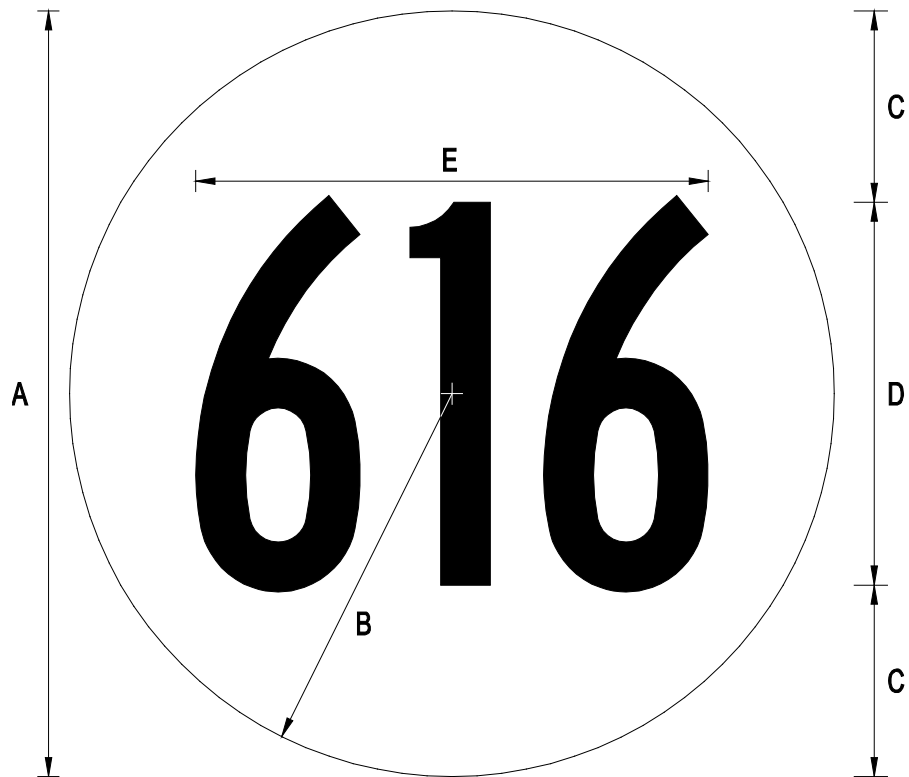


M1-V2a

Virginia Circular Secondary Route Sign for Independent Use (3 Digits)

A	B	C	D	E	F	G
24	1.5	7	10 B	1	11	Var.
36	2.25	10	16 B	1	17	Var.
48	3	14	20 B	1	23	Var.

COLORS: LEGEND — BLACK  
 BACKGROUND — WHITE (RETROREFLECTIVE)  
 AREA OUTSIDE OF SHIELD — BLACK

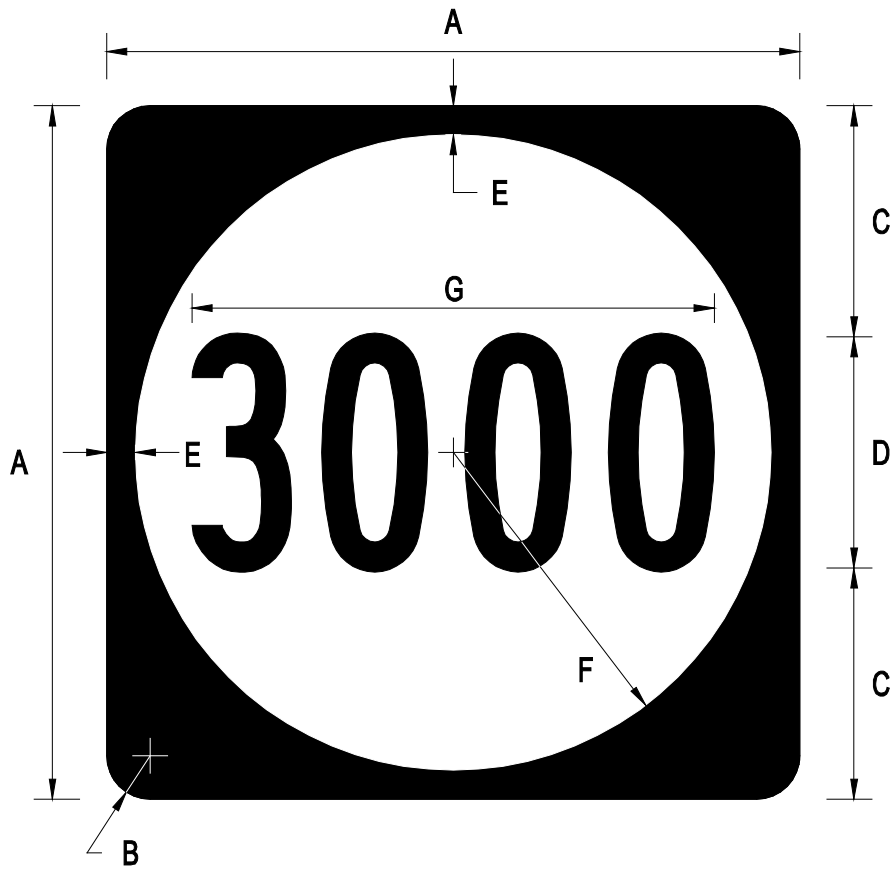


M1-V2b

Virginia Circular Secondary Route Sign for Guide Sign Use (3 Digits)

A	B	C	D	E
24	12	6	12 B	Var.
36	18	9	18 B	Var.
48	24	12	24 B	Var.

COLORS: LEGEND — BLACK  
 BACKGROUND — WHITE (RETROREFLECTIVE)

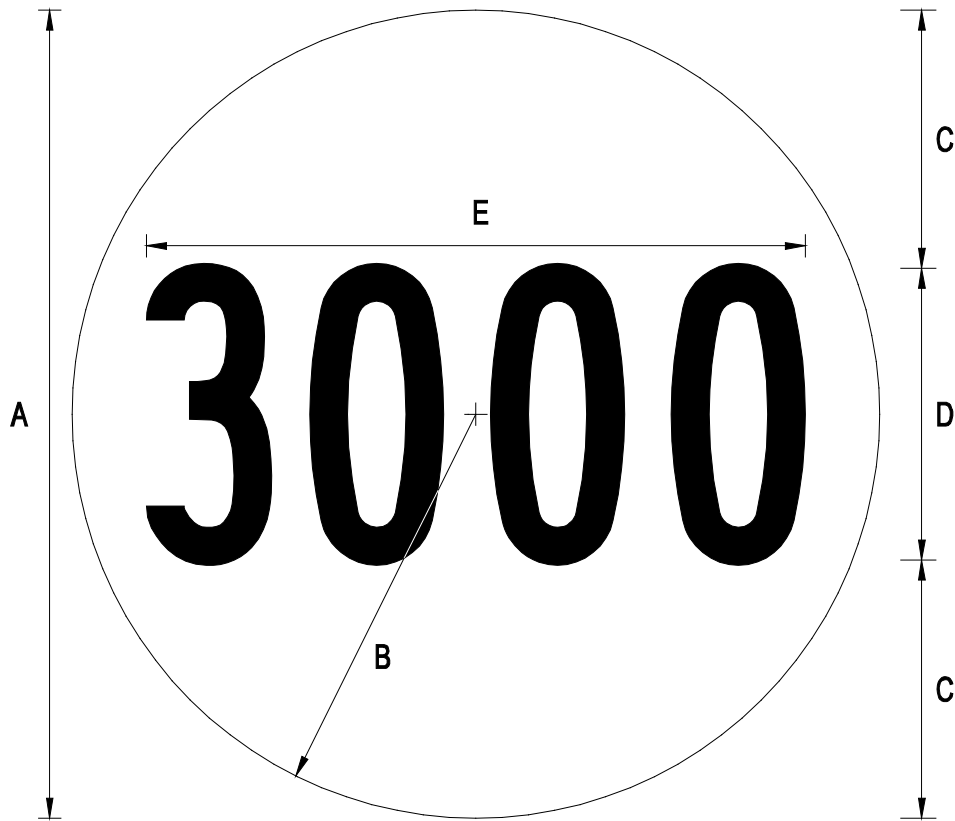


M1-V2c

Virginia Circular Secondary Route Sign for Independent Use (4 Digits)

A	B	C	D	E	F	G
24	1.5	8	8 B	1	11	Var.
36	2.25	11.5	13 B	1	17	Var.
48	3	16	16 B	1	23	Var.

COLORS: LEGEND — BLACK  
 BACKGROUND — WHITE (RETROREFLECTIVE)  
 AREA OUTSIDE OF SHIELD — BLACK

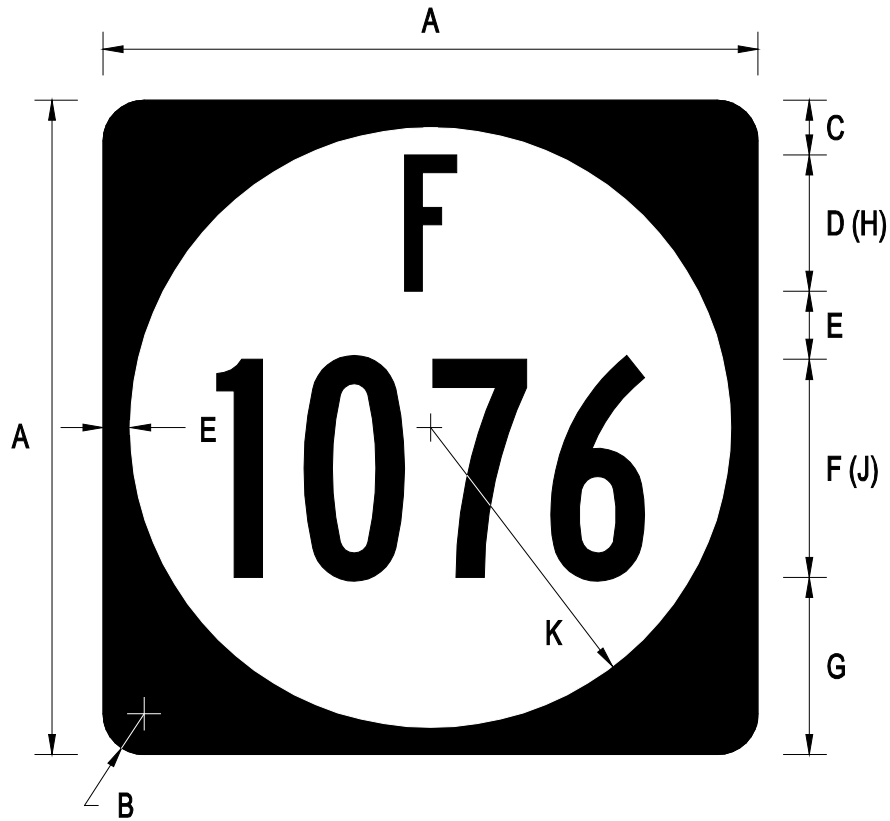


M1-V2d

Virginia Circular Secondary Route Sign for Guide Sign Use (4 Digits)

A	B	C	D	E
24	12	7.5	9 B	Var.
36	18	11.5	13 B	Var.
48	24	15	18 B	Var.

COLORS: LEGEND — BLACK  
 BACKGROUND — WHITE (RETROREFLECTIVE)

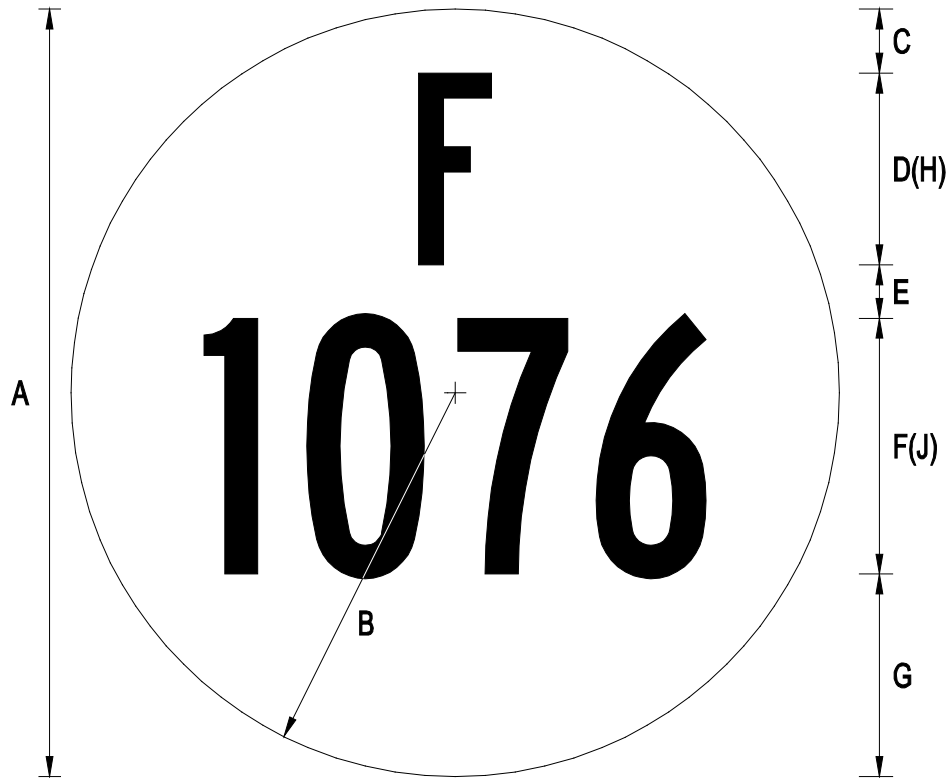


M1-V2e  
Virginia Circular Secondary Route Sign for Independent Use (F & 4 Digits)

A	B	C	D	E	F	G	H	J	K	L
24	1.5	2	5 B	2.5	8 B	6.5	1.9	Var.	11	1
36	2.25	3	9 B	2.5	12 B	9.5	3.4	Var.	17	1
48	3	4	10 B	5	16 B	13	3.8	Var.	23	1

( ) Denotes line length.

COLORS: LEGEND — BLACK  
 BACKGROUND — WHITE (RETROREFLECTIVE)  
 AREA OUTSIDE OF SHIELD — BLACK



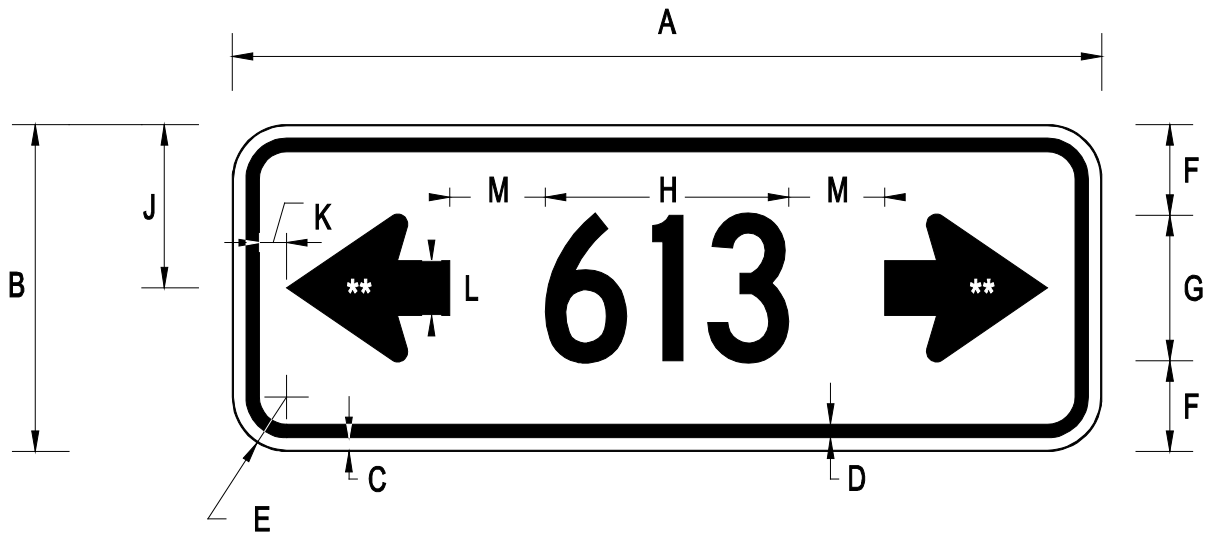
M1-V2f

Virginia Circular Secondary Route Sign for Guide Sign Use (F & 4 Digits)

A	B	C	D	E	F	G	H	J
24	12	2	6 B	1.75	8 B	6.25	2.3	Var.
36	18	3	9 B	2.5	12 B	9.5	3.4	Var.
48	24	4	12 B	3.5	16 B	12.5	4.6	Var.

( ) Denotes line length.

COLORS: LEGEND — BLACK  
 BACKGROUND — WHITE (RETROREFLECTIVE)



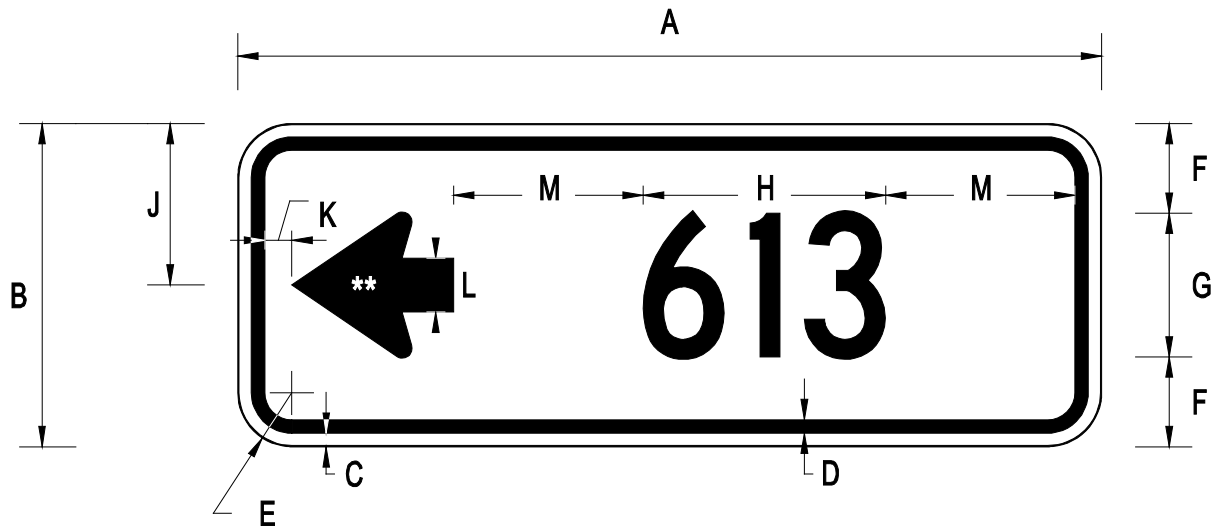
M1-V3aB

Virginia Rectangular Secondary Route Sign (3 Digits) - Two Arrows

A	B	C	D	E	F	G	H	J	K	L	M
24	9	0.375	0.375	1.5	2.5	4 C	Var.	4.5	0.75	1.5	1 Min.

\*\* Refer to FHWA Standard Highway Signs book for standard arrow details.

COLORS: LEGEND — BLACK  
 BACKGROUND — WHITE (RETROREFLECTIVE)



M1-V3aL

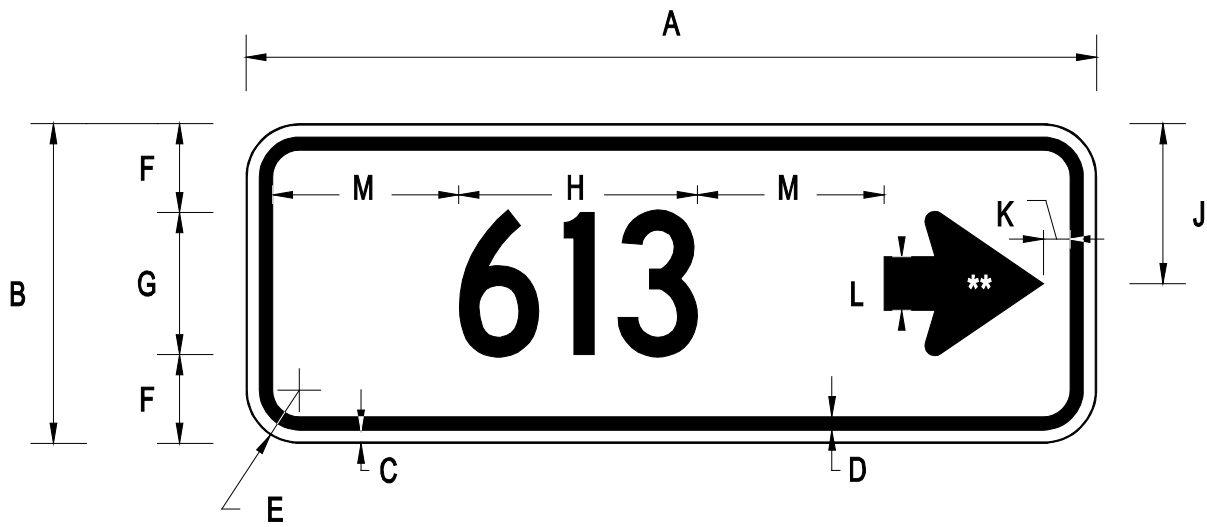
Virginia Rectangular Secondary Route Sign (3 Digits) - Left Arrow

A	B	C	D	E	F	G	H	J	K	L	M
24	9	0.375	0.375	1.5	2.5	4 C	Var.	4.5	0.75	1.5	1 Min.

\*\* Refer to FHWA Standard Highway Signs book for standard arrow details.

COLORS: LEGEND — BLACK  
 BACKGROUND — WHITE (RETROREFLECTIVE)





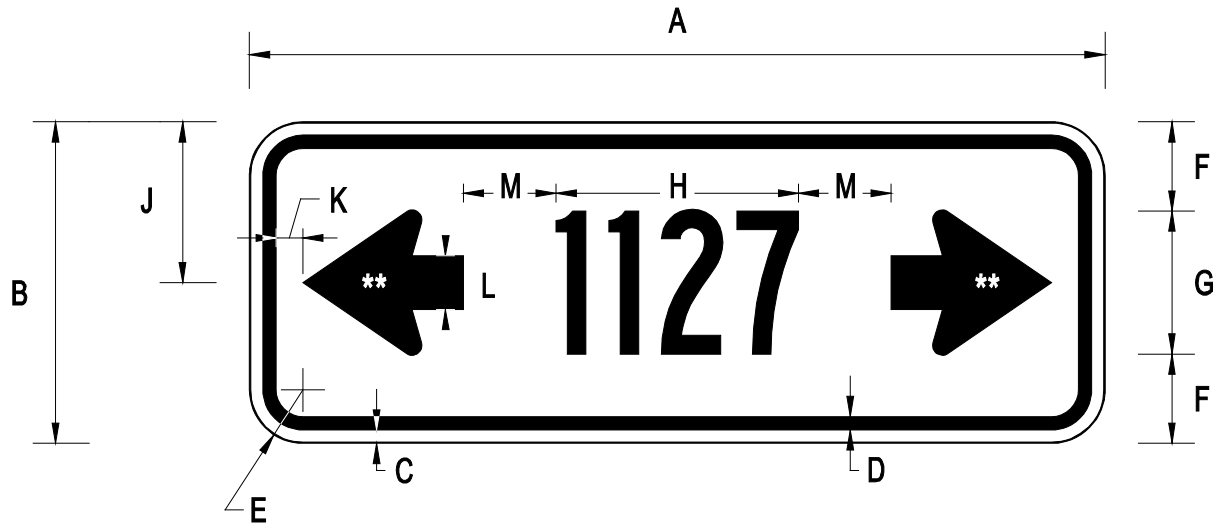
M1-V3aR

Virginia Rectangular Secondary Route Sign (3 Digits) - Right Arrow

A	B	C	D	E	F	G	H	J	K	L	M
24	9	0.375	0.375	1.5	2.5	4 C	Var.	4.5	0.75	1.5	1 Min.

\*\* Refer to FHWA Standard Highway Signs book for standard arrow details.

COLORS: LEGEND — BLACK  
 BACKGROUND — WHITE (RETROREFLECTIVE)



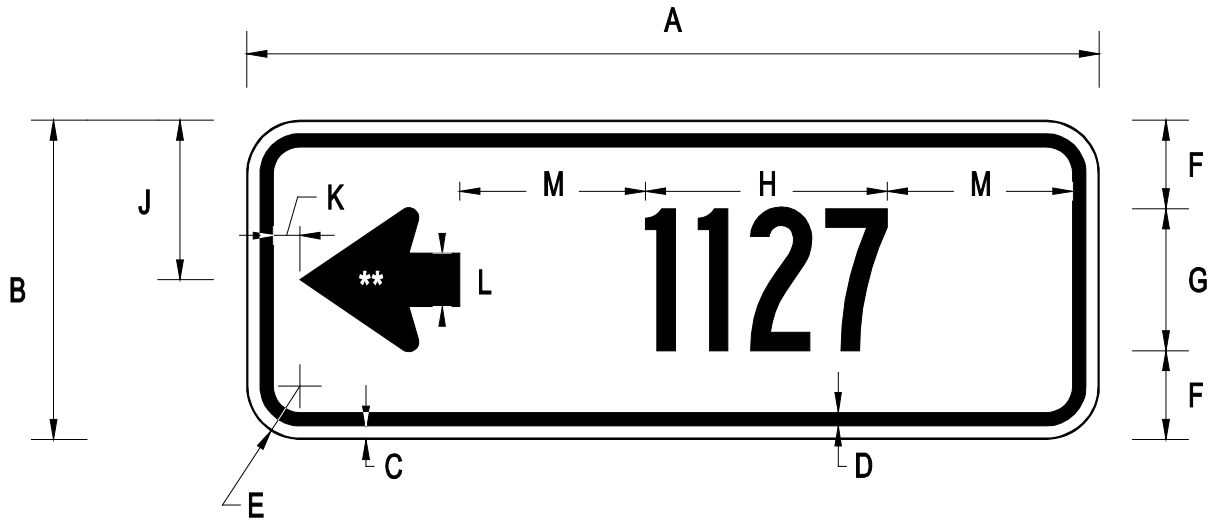
M1-V3bB

Virginia Rectangular Secondary Route Sign (4 Digits) - Two Arrows

A	B	C	D	E	F	G	H	J	K	L	M
24	9	0.375	0.375	1.5	2.5	4 B	Var.	4.5	0.75	1.5	1 Min.

\*\* Refer to FHWA Standard Highway Signs book for standard arrow details.

COLORS: LEGEND — BLACK  
 BACKGROUND — WHITE (RETROREFLECTIVE)



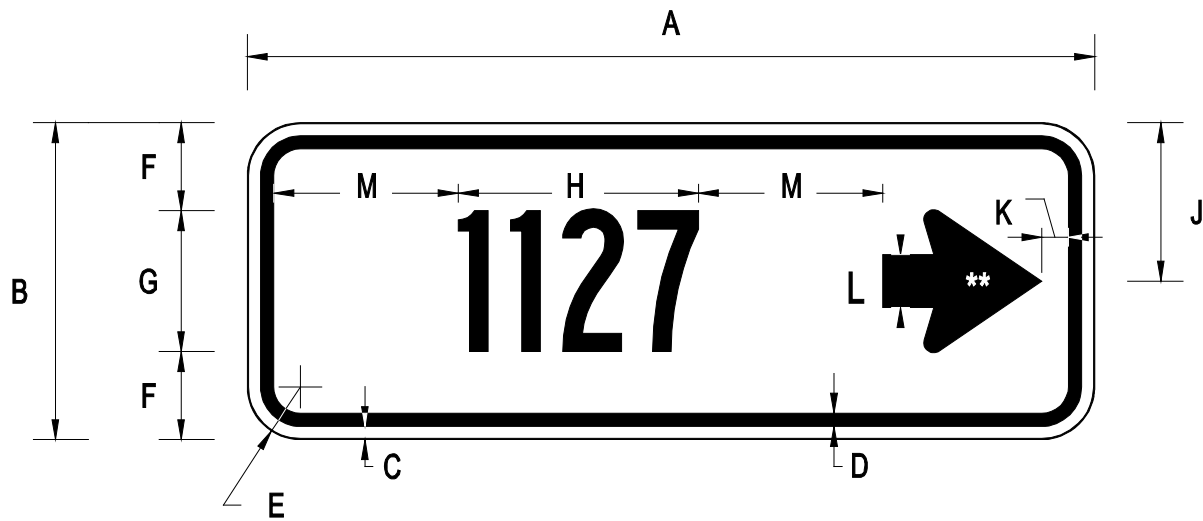
M1-V3bL

Virginia Rectangular Secondary Route Sign (4 Digits) - Left Arrow

A	B	C	D	E	F	G	H	J	K	L	M
24	9	0.375	0.375	1.5	2.5	4 B	Var.	4.5	0.75	1.5	1 Min.

\*\* Refer to FHWA Standard Highway Signs book for standard arrow details.

COLORS: LEGEND — BLACK  
 BACKGROUND — WHITE (RETROREFLECTIVE)



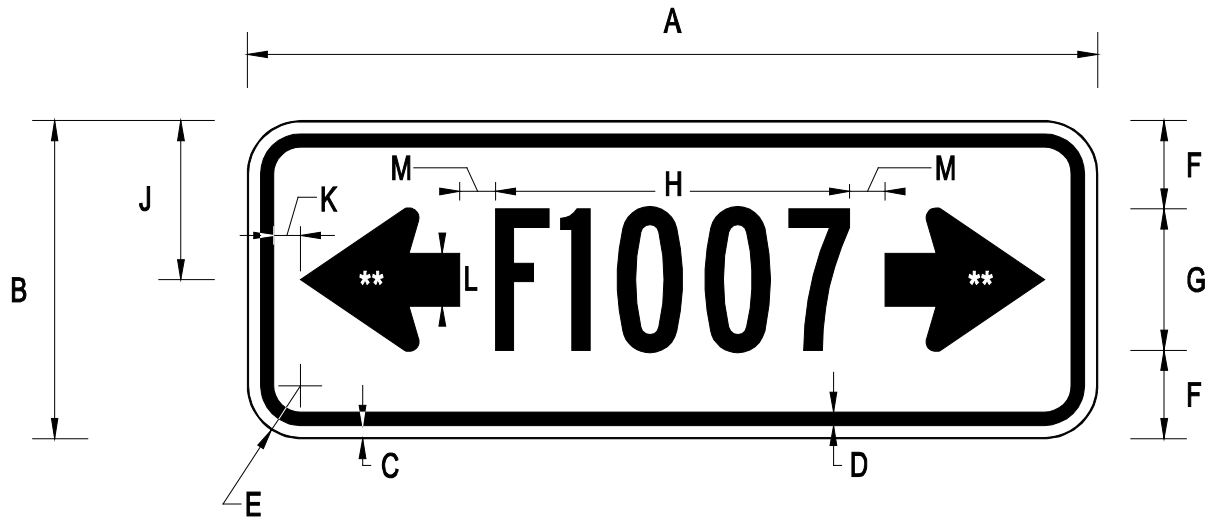
M1-V3bR

Virginia Rectangular Secondary Route Sign (4 Digits) - Right Arrow

A	B	C	D	E	F	G	H	J	K	L	M
24	9	0.375	0.375	1.5	2.5	4 B	Var.	4.5	0.75	1.5	1 Min.

\*\* Refer to FHWA Standard Highway Signs book for standard arrow details.

COLORS: LEGEND — BLACK  
 BACKGROUND — WHITE (RETROREFLECTIVE)



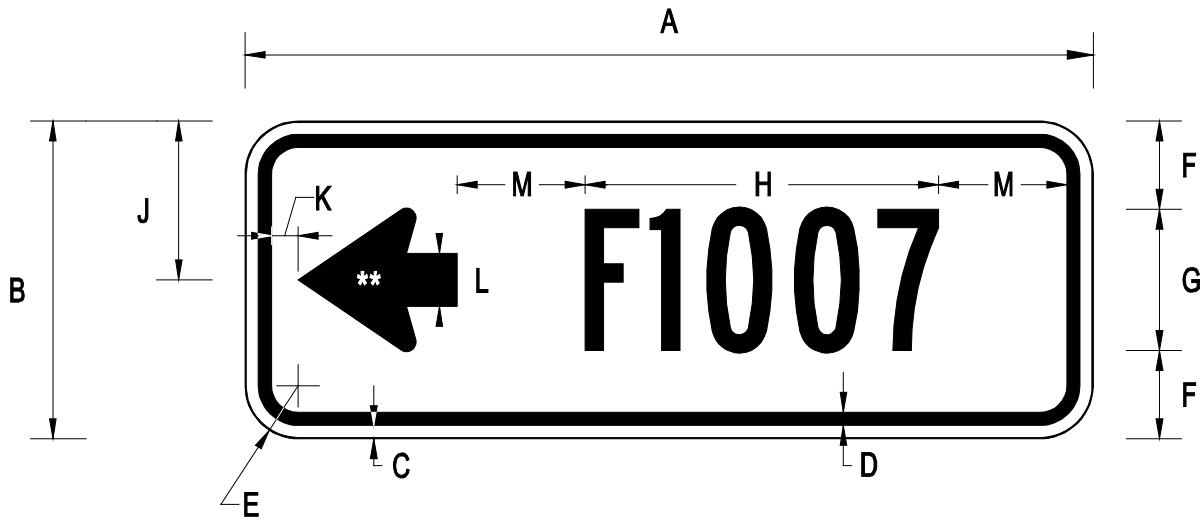
M1-V3cB

Virginia Rectangular Secondary Route Sign (5 Digits) - Two Arrows

A	B	C	D	E	F	G	H	J	K	L	M
24	9	0.375	0.375	1.5	2.5	4 B	Var.	4.5	0.75	1.5	1 Min.

\*\* Refer to FHWA Standard Highway Signs book for standard arrow details.

COLORS: LEGEND — BLACK  
 BACKGROUND — WHITE (RETROREFLECTIVE)



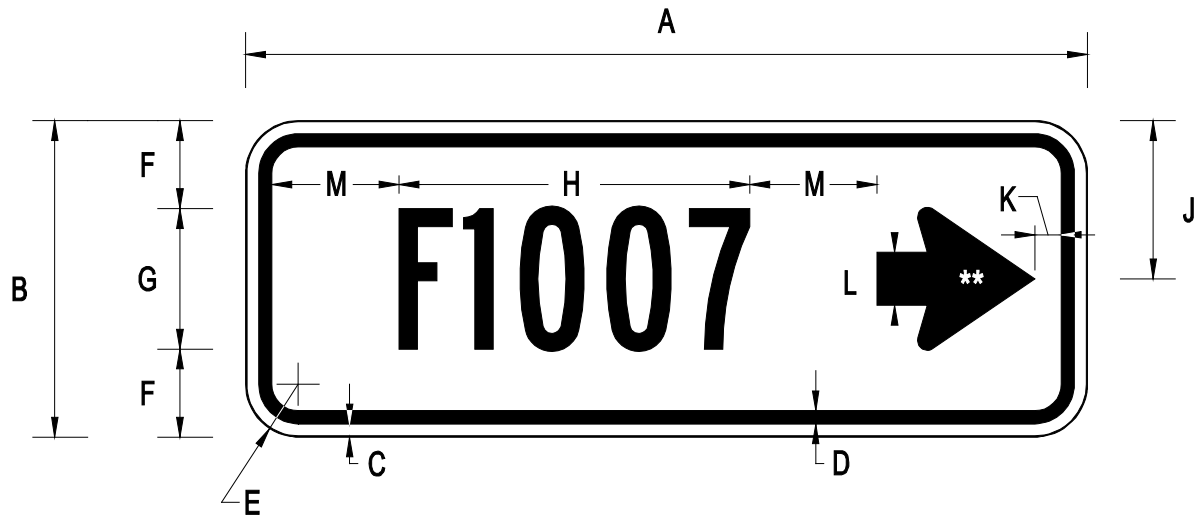
M1-V3cL

Virginia Rectangular Secondary Route Sign (5 Digits) - Left Arrow

A	B	C	D	E	F	G	H	J	K	L	M
24	9	0.375	0.375	1.5	2.5	4 B	Var.	4.5	0.75	1.5	1 Min.

\*\* Refer to FHWA Standard Highway Signs book for standard arrow details.

COLORS: LEGEND — BLACK  
 BACKGROUND — WHITE (RETROREFLECTIVE)



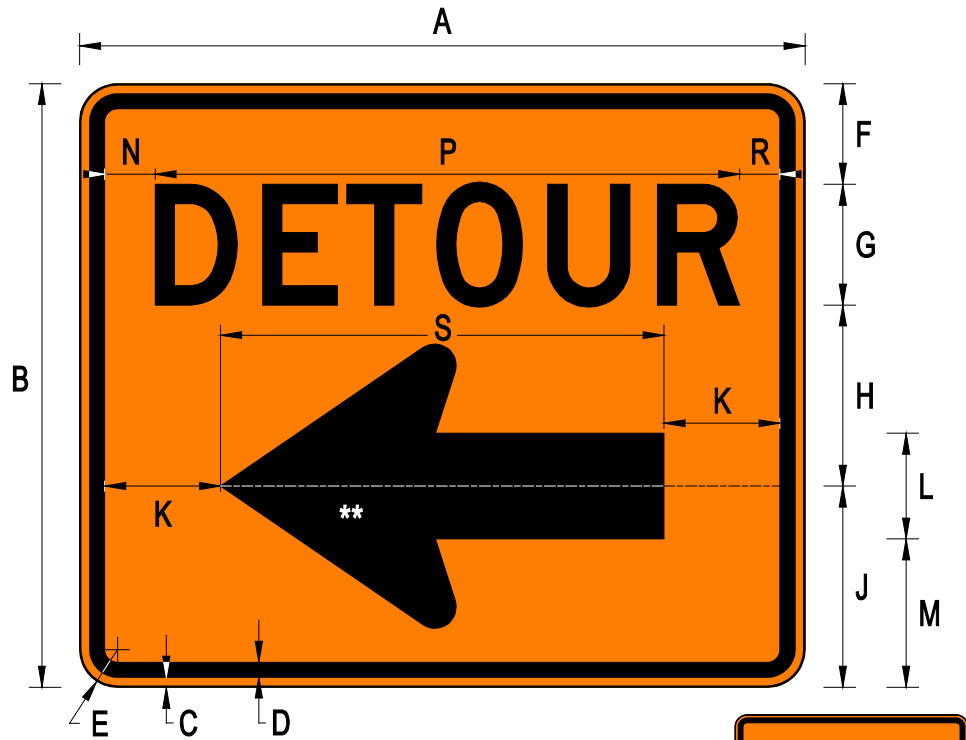
M1-V3cR

Virginia Rectangular Secondary Route Sign (5 Digits) - Right Arrow

A	B	C	D	E	F	G	H	J	K	L	M
24	9	0.375	0.375	1.5	2.5	4 B	Var.	4.5	0.75	1.5	1 Min.

\*\* Refer to FHWA Standard Highway Signs book for standard arrow details.

COLORS: LEGEND — BLACK  
 BACKGROUND — WHITE (RETROREFLECTIVE)



M4-9L (V)  
DETOUR - Horizontal Arrow



M4-9R (V)

A	B	C	D	E	F	G	H	J	K	L	M
36	30	0.5	0.75	1.875	5	6 D	9	10	5.75	5.25	7.375

N	P	R	S
2.5	29	2	22

\*\* Refer to FHWA Standard Highway Signs book for standard arrow details.

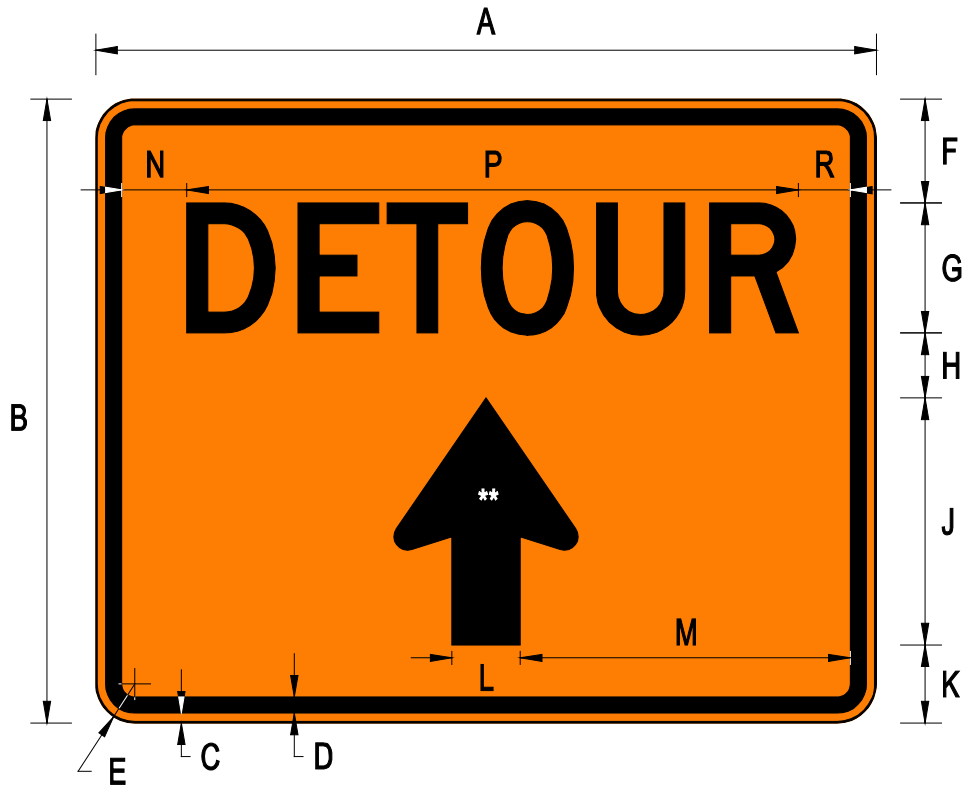
TTC SIGN COLORS:

LEGEND — BLACK  
BACKGROUND — FLUORESCENT ORANGE (RETROREFLECTIVE)

INCIDENT MANAGEMENT SIGN COLORS:

LEGEND — BLACK  
BACKGROUND — FLUORESCENT PINK (RETROREFLECTIVE)





M4-V1  
DETOUR - Up Arrow

A	B	C	D	E	F	G	H	J	K	L	M
36	30	0.5	0.75	1.875	5	6 D	3.5	12	3.5	3.3125	15.09375
48	36	0.625	0.875	2.25	6	8 D	4	14	4	4	20.5
60	48	0.75	1.25	3	8	10 D	5	19	6	5.25	25.375

N	P	R
2.5	29	2
3	39.75	2.25
5	47	4

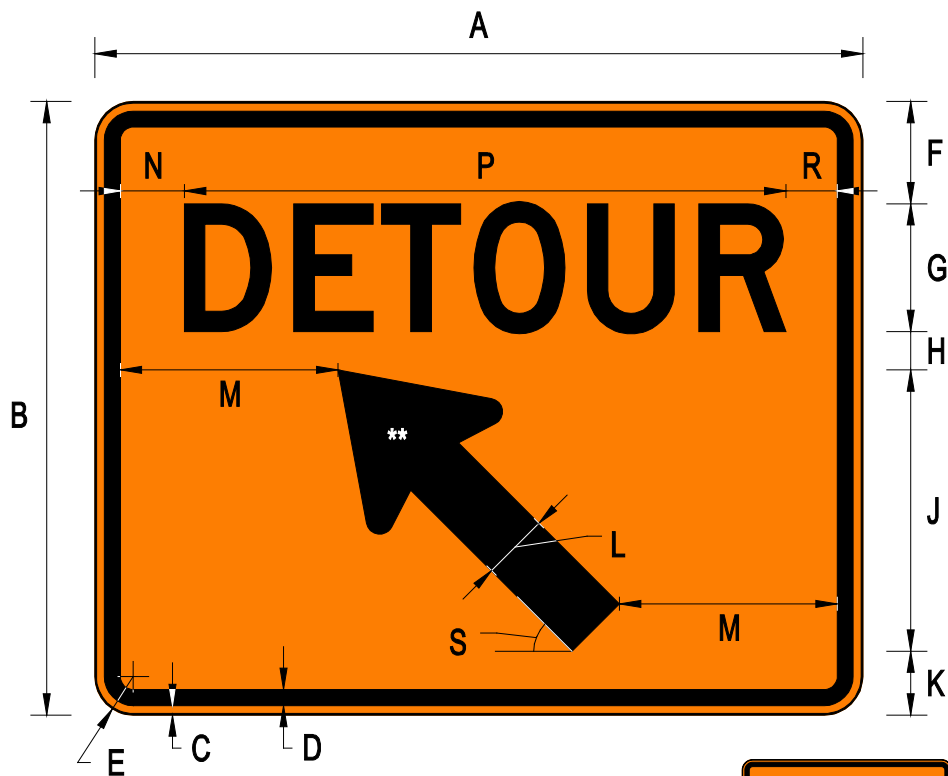
\*\* Refer to FHWA Standard Highway Signs book for standard arrow details.

TTC SIGN COLORS:

LEGEND — BLACK  
BACKGROUND — FLUORESCENT ORANGE (RETROREFLECTIVE)

INCIDENT MANAGEMENT SIGN COLORS:

LEGEND — BLACK  
BACKGROUND — FLUORESCENT PINK (RETROREFLECTIVE)



M4-V2L  
DETOUR - 45° Arrow

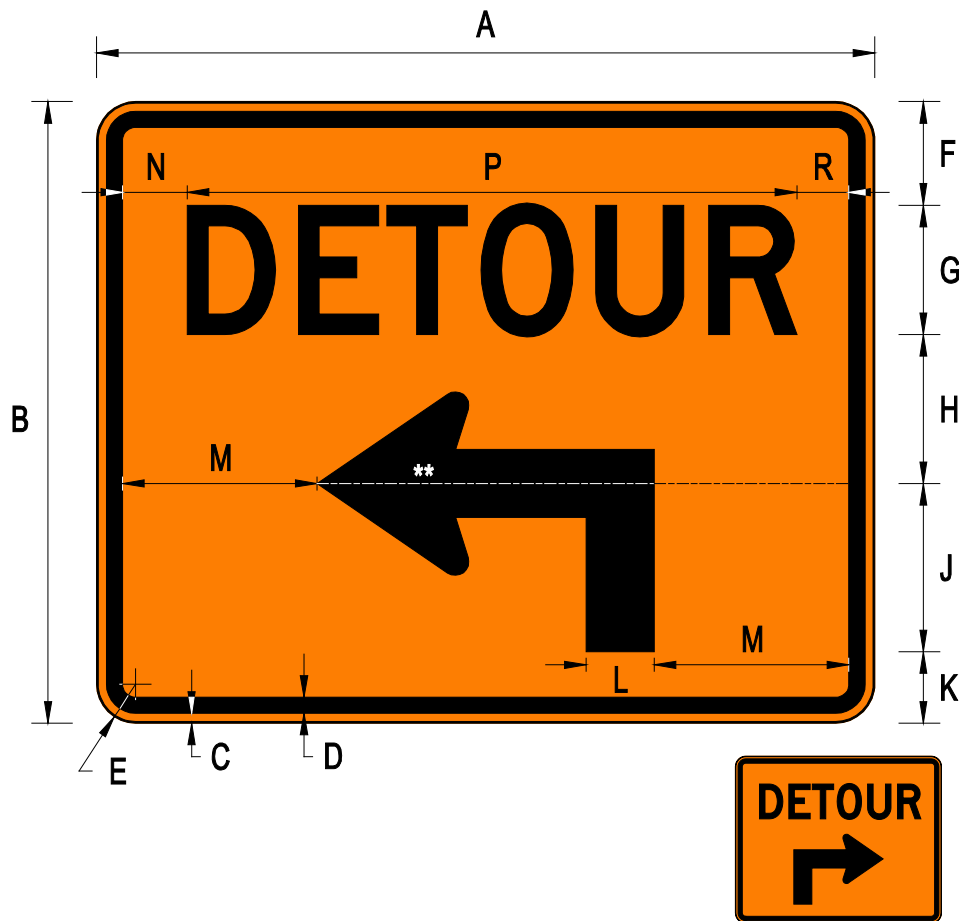
M4-V2R

A	B	C	D	E	F	G	H	J	K	L	M
36	30	0.5	0.75	1.875	5	6 D	2	14	3	3.3125	9.75
48	36	0.625	0.875	2.25	6	8 D	2.5	16	3.5	4	14.5
60	48	0.75	1.25	3	8	10 D	3	22	5	5.25	17

N	P	R	S
2.5	29	2	45°
3	39.75	2.25	45°
5	47	4	45°

\*\* Refer to FHWA Standard Highway Signs book for standard arrow details.

TTC SIGN COLORS:      LEGEND  
 BACKGROUND          — BLACK  
                                  — FLUORESCENT ORANGE (RETROREFLECTIVE)



M4-V3L

M4-V3R

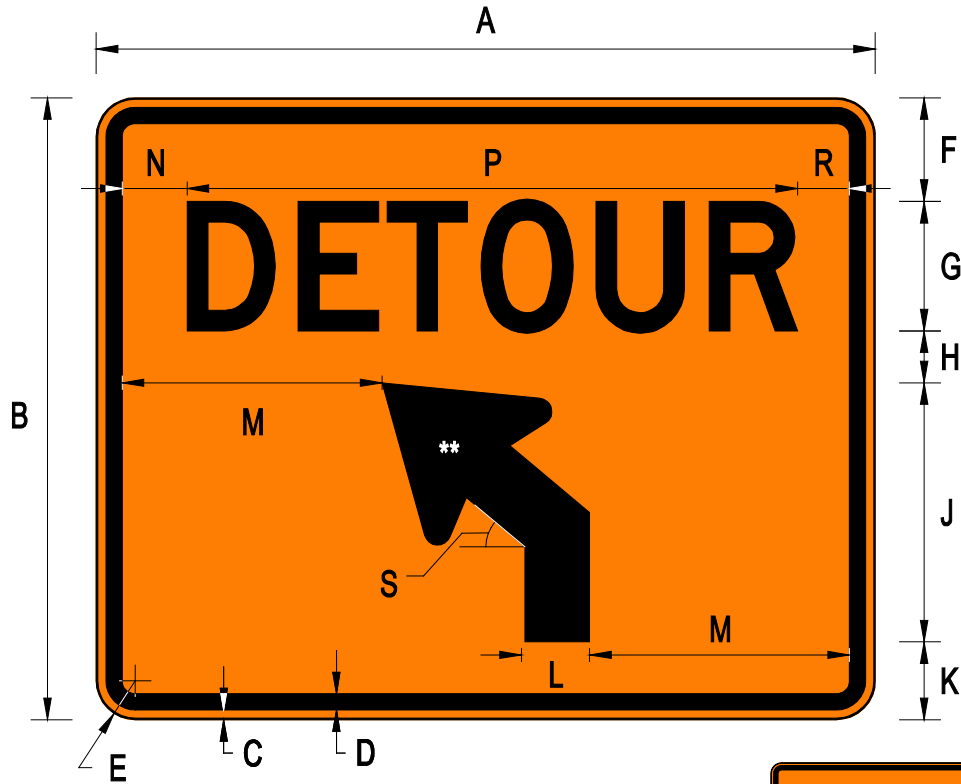
DETOUR - Advance Turn 90° Arrow

A	B	C	D	E	F	G	H	J	K	L	M
36	30	0.5	0.75	1.875	5	6 D	7	9	3	3.3125	8.75
48	36	0.625	0.875	2.25	6	8 D	8	10	4	4	12.5
60	48	0.75	1.25	3	8	10 D	11	14	5	5.25	15

N	P	R
2.5	29	2
3	39.75	2.25
5	47	4

\*\* Refer to FHWA Standard Highway Signs book for standard arrow details.

TTC SIGN COLORS:    LEGEND                      — BLACK  
 BACKGROUND                      — FLUORESCENT ORANGE (RETROREFLECTIVE)



M4-V4L

M4-V4R

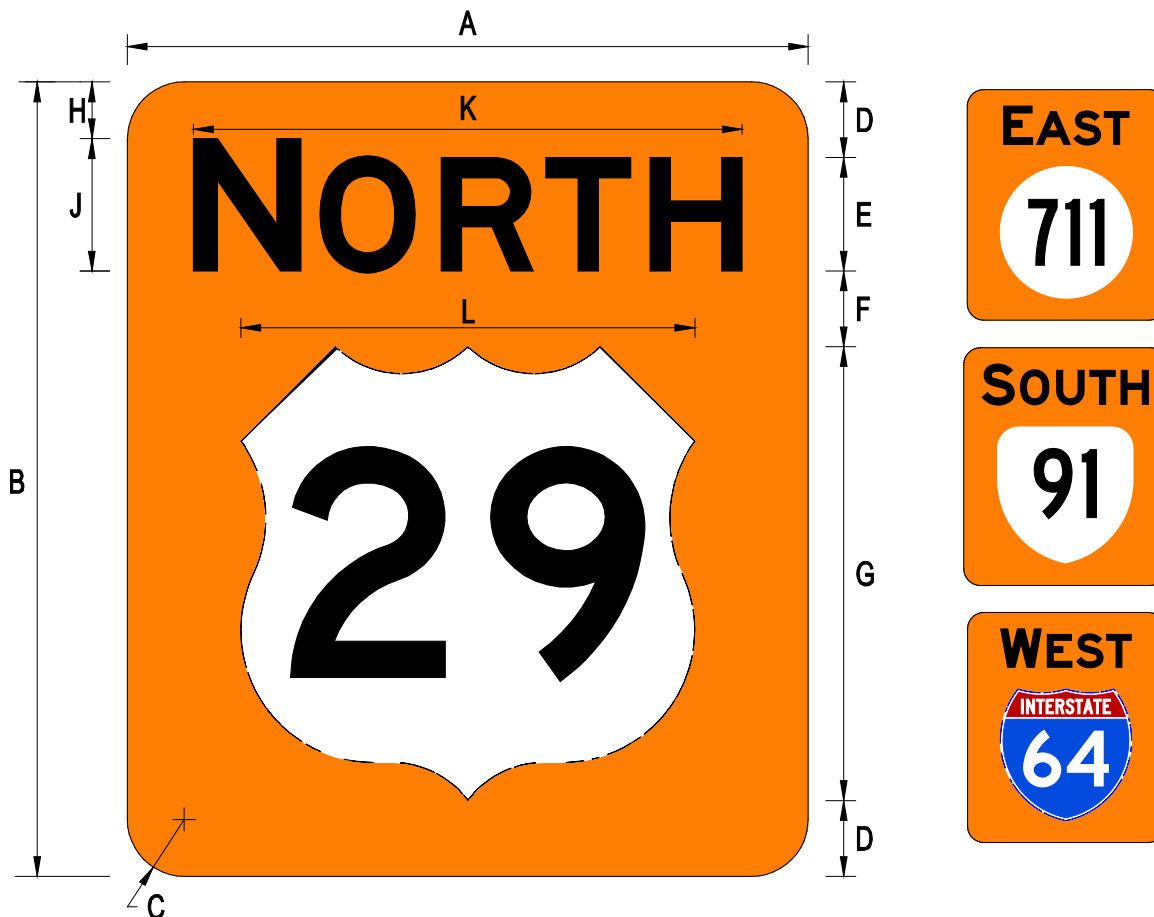
DETOUR - Advance Turn Diagonal Arrow

A	B	C	D	E	F	G	H	J	K	L	M
36	30	0.5	0.75	1.875	5	6 D	2.5	12.5	4	3	12
48	36	0.625	0.875	2.25	6	8 D	3	13	5	3.5	17
60	48	0.75	1.25	3	8	10 D	4	20	6	5.25	20

N	P	R	S
2.5	29	2	40°
3	39.75	2.25	40°
5	47	4	40°

\*\* Refer to FHWA Standard Highway Signs book for standard arrow details.

TTC SIGN COLORS:    LEGEND              — BLACK  
                                     BACKGROUND         — FLUORESCENT ORANGE (RETROREFLECTIVE)



M4-V5a

Cardinal Direction / Route Shield (Plaque)

A	B	C	D	E	F	G	H	J	K	L
36	42	3	4	6 E	4	24	3	7 E	Var.	24
48	60	6	5	8 E	6	36	3	10 E	Var.	36
66	84	10	8	10 E	10	48	6	12 E	Var.	48

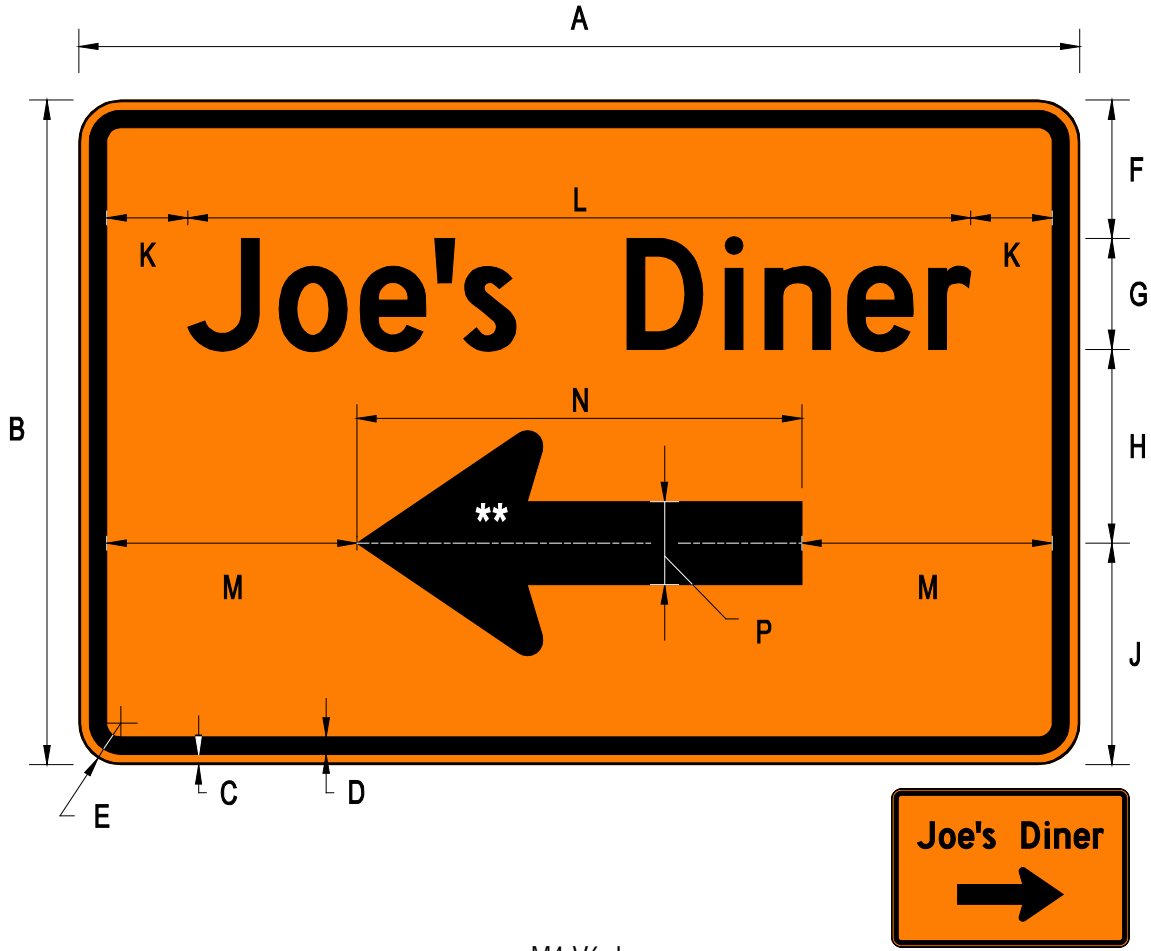
TTC SIGN COLORS:    LEGEND       — BLACK  
 BACKGROUND       — FLUORESCENT ORANGE (RETROREFLECTIVE)



M4-V5b  
Cardinal Direction / Route Shield (Plaque)

A	B	C	D	E	F	G	H	J	K	L
36	42	3	4	6 E	4	24	3	7 E	Var.	30
48	60	6	5	8 E	6	36	3	10 E	Var.	45
66	84	10	8	10 E	10	48	6	12 E	Var.	60

TTC SIGN COLORS:    LEGEND    — BLACK  
 BACKGROUND        — FLUORESCENT ORANGE (RETROREFLECTIVE)



M4-V6aL  
TTC Business Entrance (One Line)

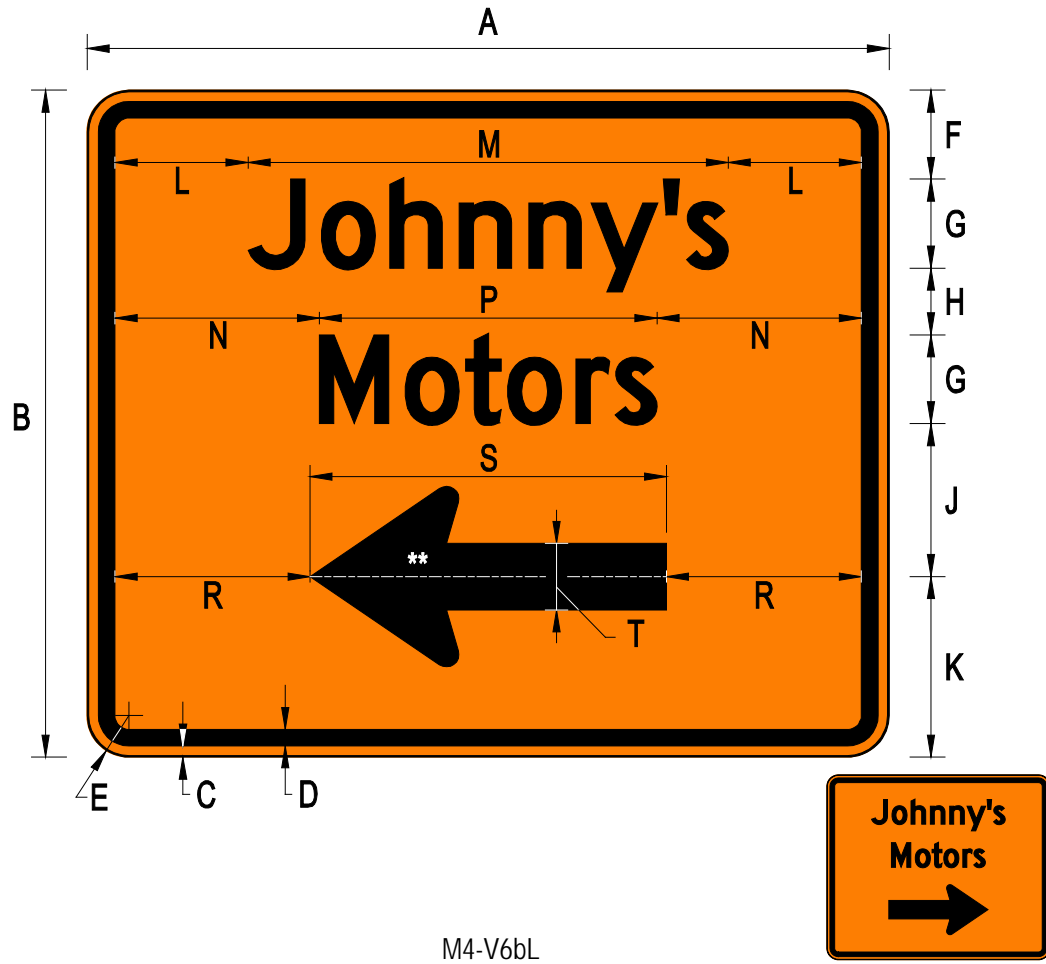
M4-V6aR

A	B	C	D	E	F	G	H	J	K	L	M
Var.	24	0.375	0.625	1.5	5	4 D	7	8	4 Min.	Var.	4 Min.

N	P
16	3

\*\* Refer to FHWA Standard Highway Signs book for standard arrow details.

TTC SIGN COLORS:    LEGEND    — BLACK  
 BACKGROUND        — FLUORESCENT ORANGE (RETROREFLECTIVE)



M4-V6bL  
TTC Business Entrance (Two Lines)

M4-V6bR

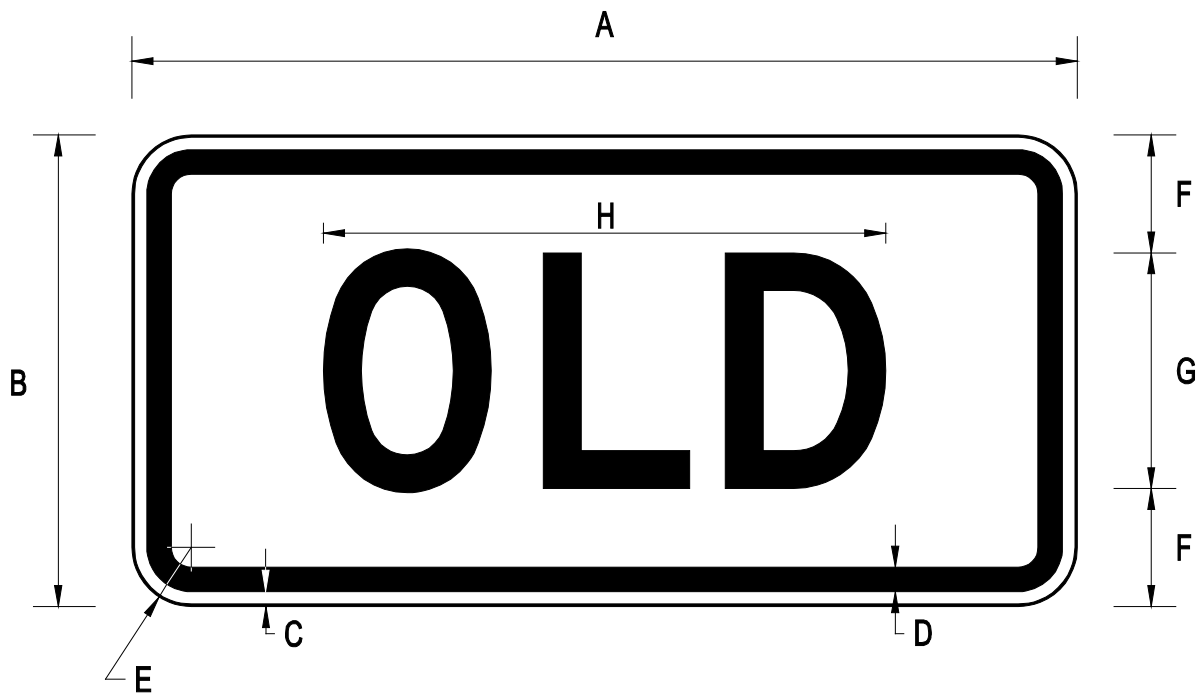
A	B	C	D	E	F	G	H	J	K	L	M
Var.	30	0.5	0.75	1.875	4	4 D	3	6.875	8.125	4 Min.	Var.

N	P	R	S	T
4 Min.	Var.	4 Min.	16	3

\*\* Refer to FHWA Standard Highway Signs book for standard arrow details.

TTC SIGN COLORS:      LEGEND      — BLACK  
 BACKGROUND      — FLUORESCENT ORANGE (RETROREFLECTIVE)

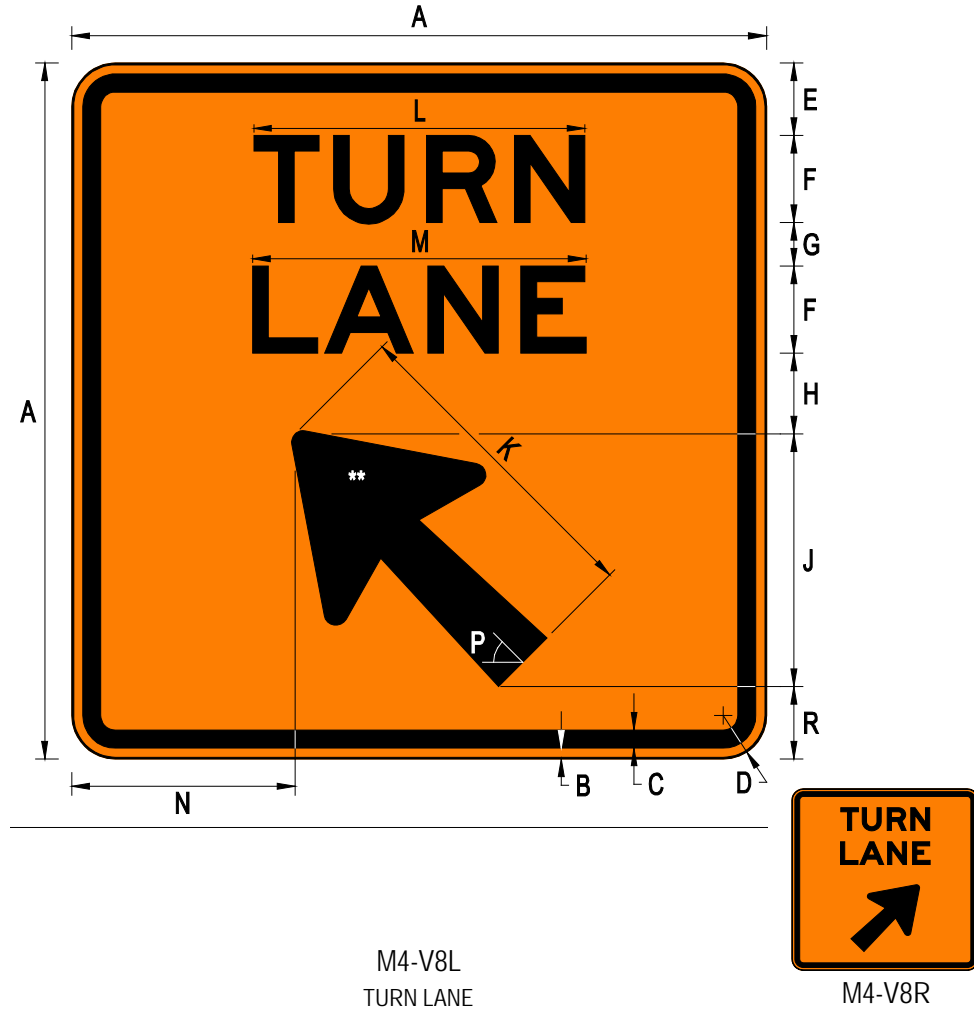




M4-V7  
OLD

A	B	C	D	E	F	G	H
18	6	0.375	0.375	1.5	1.5	3 E	8.4
24	12	0.375	0.625	1.5	3	6 D	14.3

COLORS: LEGEND — BLACK  
 BACKGROUND — WHITE (RETROREFLECTIVE)

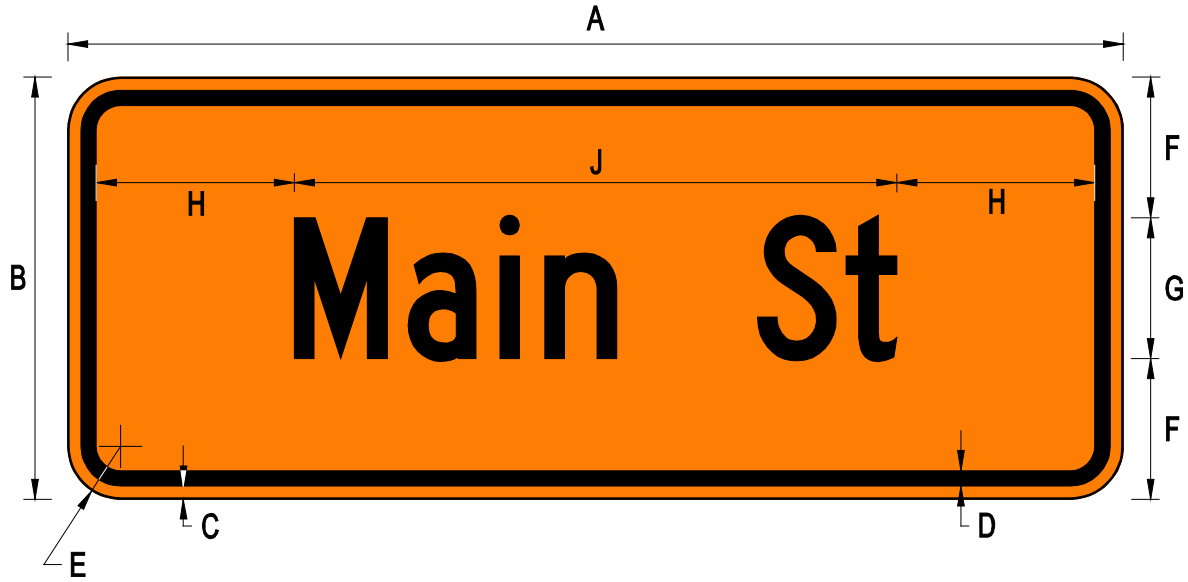


A	B	C	D	E	F	G	H	J	K	L	M
48	0.75	1.25	3	5	6 E	3	5.6	17.4	22.25	22.9	23

N	P	R
15.4	45°	5

\*\* Refer to FHWA Standard Highway Signs book for standard arrow details.

TTC SIGN COLORS:    LEGEND            — BLACK  
    — FLUORESCENT ORANGE (RETROREFLECTIVE)



M4-VP1a  
Street Name (Plaque) (One Line)

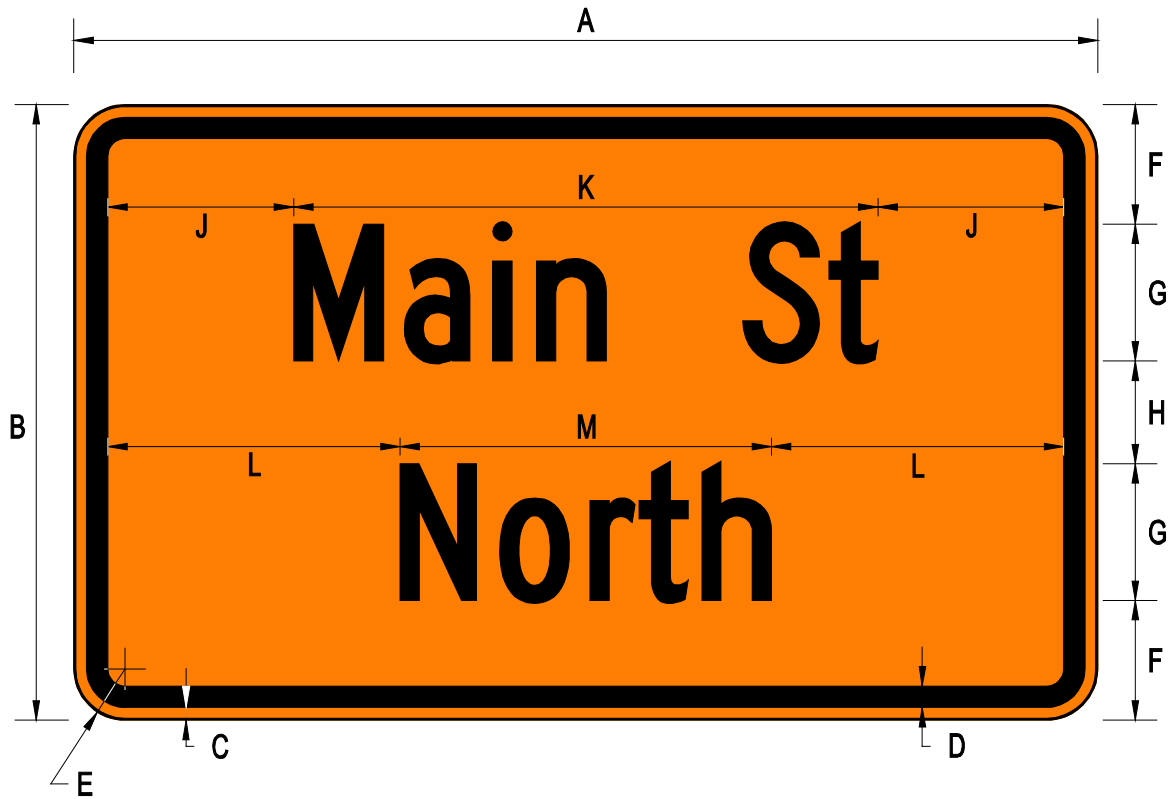
A	B	C	D	E	F	G	H	J
Var.	12	0.375	0.625	1.5	4	4 C	4 Min.	Var.
Var.	15	0.375	0.625	1.5	4.5	6 C	6 Min.	Var.
Var.	18	0.375	0.625	1.5	5	8 C	8 Min.	Var.

TTC SIGN COLORS:

LEGEND — BLACK  
BACKGROUND — FLUORESCENT ORANGE (RETROREFLECTIVE)

INCIDENT MANAGEMENT SIGN COLORS:

LEGEND — BLACK  
BACKGROUND — FLUORESCENT PINK (RETROREFLECTIVE)



M4-VP1b  
Street Name (Plaque) (Two Lines)

A	B	C	D	E	F	G	H	J	K	L	M
Var.	18	0.375	0.625	1.5	3.5	4 C	3	4 Min.	Var.	4 Min.	Var.
Var.	24	0.375	0.625	1.5	4	6 C	4	6 Min.	Var.	6 Min.	Var.
Var.	30	0.5	1	3	4.5	8 C	5	8 Min.	Var.	8 Min.	Var.

TTC SIGN COLORS:

LEGEND — BLACK  
BACKGROUND — FLUORESCENT ORANGE (RETROREFLECTIVE)

INCIDENT MANAGEMENT SIGN COLORS:

LEGEND — BLACK  
BACKGROUND — FLUORESCENT PINK (RETROREFLECTIVE)



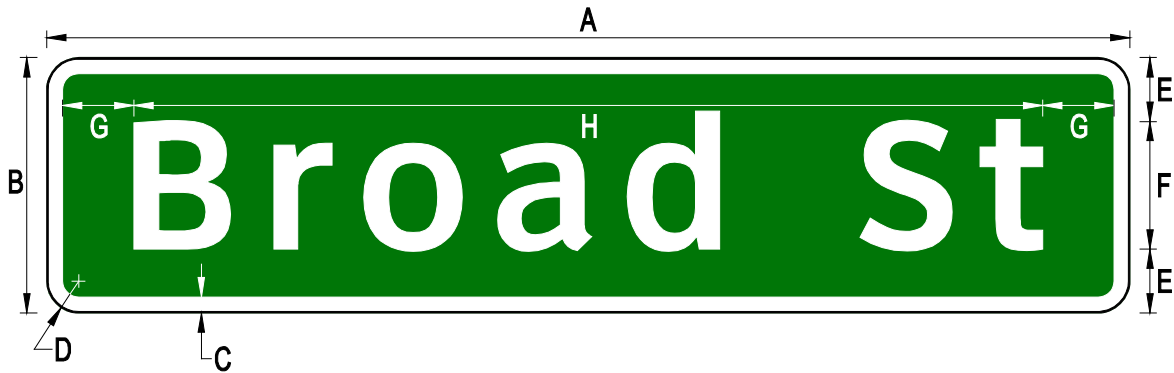
D0-V1

REST AREA PATROLLED BY STATE POLICE

A	B	C	D	E	F	G	H	J	K	L	M
48	36	0.75	4.5	3.5	4 (3-W)	2.25	3	2 (2-W)	1.75	29	39.8

N	P	R	S
37.2	26.4	Var.	16.8

COLORS: LEGEND — WHITE (RETROREFLECTIVE)  
 BACKGROUND — BLUE (RETROREFLECTIVE)

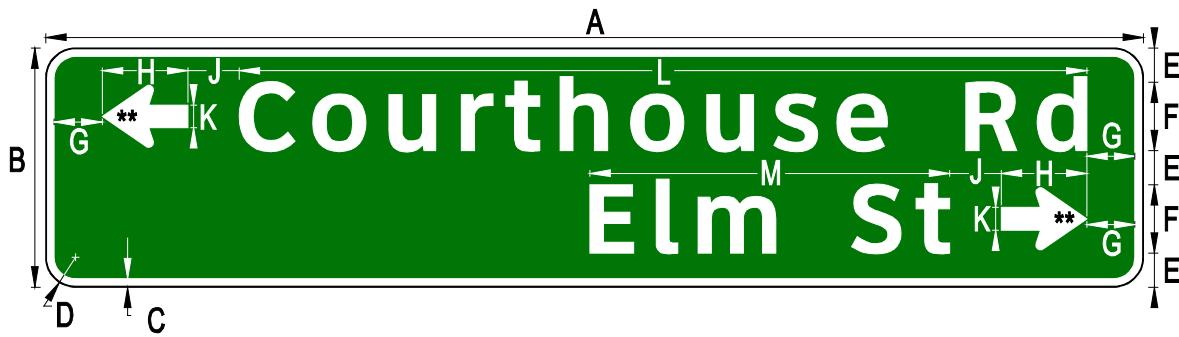


D3-V1  
Overhead Street Name Sign

A	B	C	D	E	F	G	H
Var.	24	1.5	3	6	12 (5-W)	6 Min.	Var.

COLORS: LEGEND — WHITE (RETROREFLECTIVE)  
BACKGROUND — GREEN (RETROREFLECTIVE)\*

\* Background color of the street name signs shall be green, except where another color is already established for a specific geographic area. In those locations, the established color may be used. If background color is white, E-mod text shall be used. Refer to Section 2D.43 of the Virginia Supplement to 2009 MUTCD.



D3-V1a

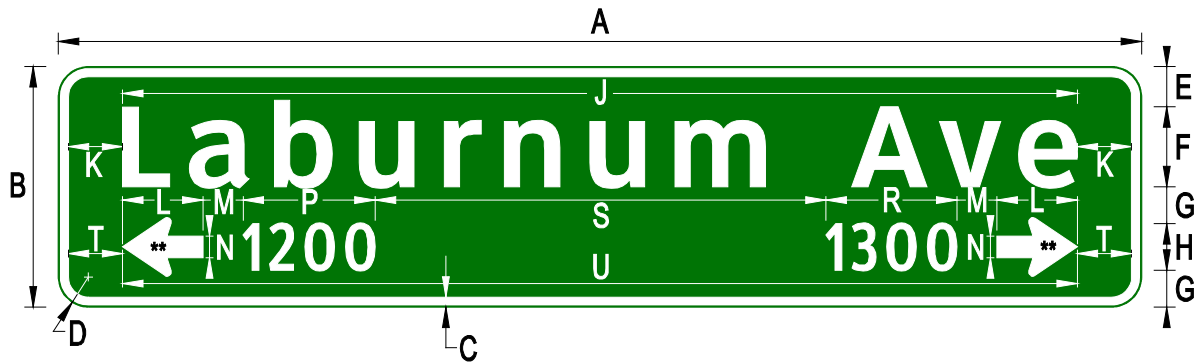
Overhead Street Name Sign with Multiple Street Names

A	B	C	D	E	F	G	H	J	K	L	M
Var.	42	1.5	5.25	6	12 (5-W)	6 Min.	15	9	4	Var.	Var.

\*\* Refer to FHWA Standard Highway Signs book for standard arrow details.

COLORS: LEGEND — WHITE (RETROREFLECTIVE)  
 BACKGROUND — GREEN (RETROREFLECTIVE)\*

\* Background color of the street name signs shall be green, except where another color is already established for a specific geographic area. In those locations, the established color may be used. If background color is white, E-mod text shall be used. Refer to Section 2D.43 of the Virginia Supplement to 2009 MUTCD.



D3-V1b

Overhead Street Name Sign with Block Numbers

A	B	C	D	E	F	G	H	J	K	L	M
Var.	36	1.5	4.5	6	12 (5-W)	5.5	7 (2-W)	Var.	6 Min.	12	6

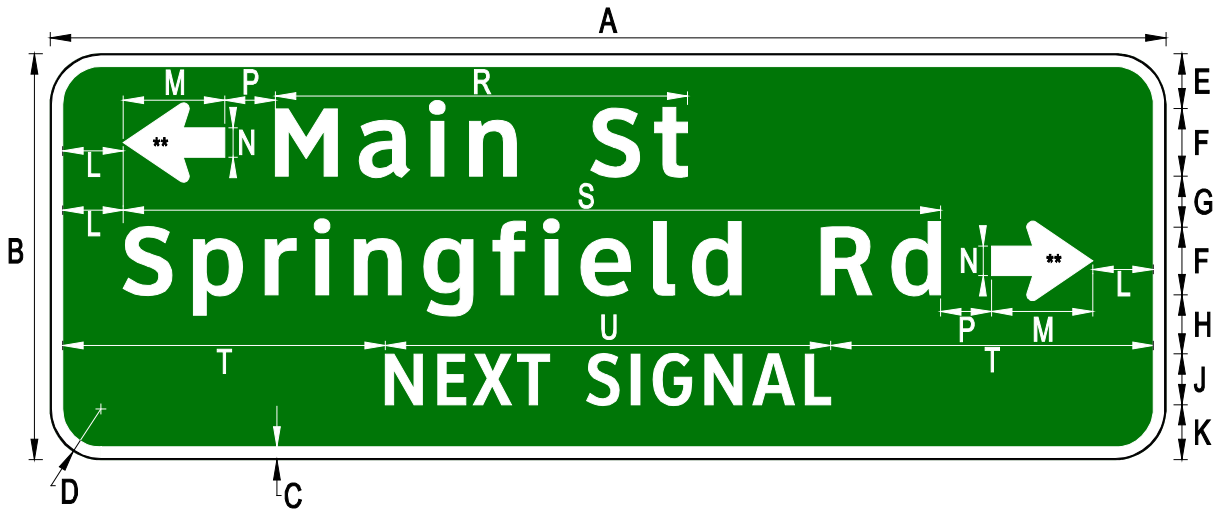
N	P	R	S	T	U
3.25	Var.	Var.	24 Min.	***	Var.

\*\* Refer to FHWA Standard Highway Signs Book for Standard Arrow Details  
 \*\*\* If J >= U then T=K, If J < U then T=6"

COLORS: LEGEND — WHITE (RETROREFLECTIVE)  
 BACKGROUND — GREEN (RETROREFLECTIVE)\*

\* Background color of the street name signs shall be green, except where another color is already established for a specific geographic area. In those locations, the established color may be used. If background color is white, E-mod text shall be used. Refer to Section 2D.43 of the Virginia Supplement to 2009 MUTCD.





D3-V2

Advanced Street Name Sign with Multiple Street Names

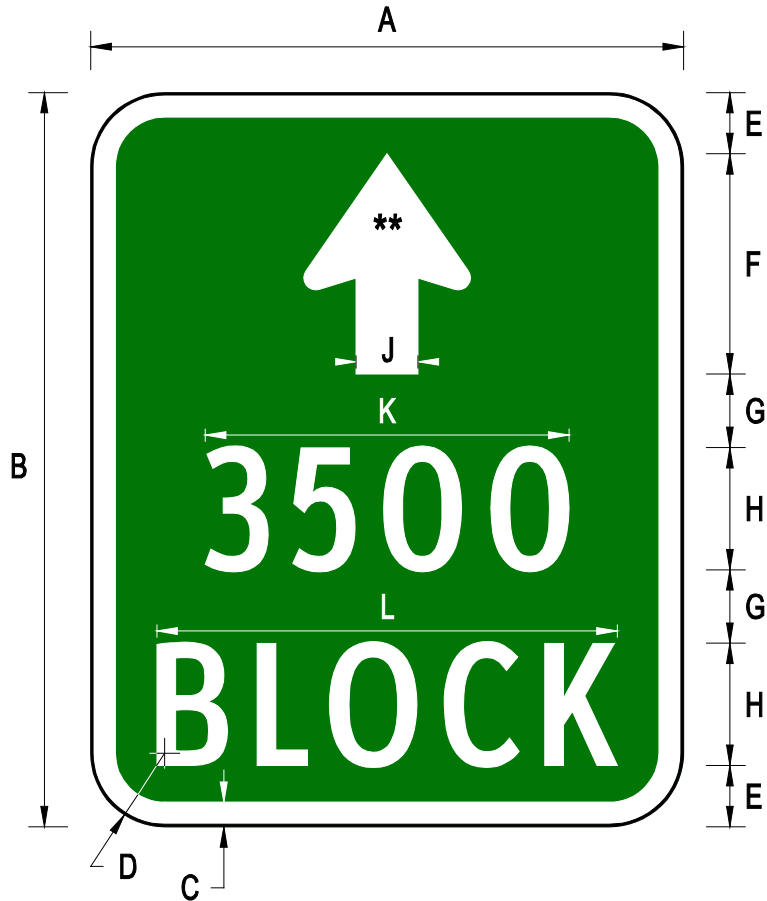
A	B	C	D	E	F	G	H	J	K	L	M
Var.	48	1.5	6	6.5	8 (5-W)	6	7	6 (3-W)	6.5	6 Min.	12

N	P	R	S	T	U
3.5	6	Var.	Var.	4 Min.	52.7

\*\* Refer to FHWA Standard Highway Signs book for standard arrow details.

Height of the sign panel may be increased in order to accommodate atypically-long legends.

COLORS: LEGEND — WHITE (RETROREFLECTIVE)  
 BACKGROUND — GREEN (RETROREFLECTIVE)



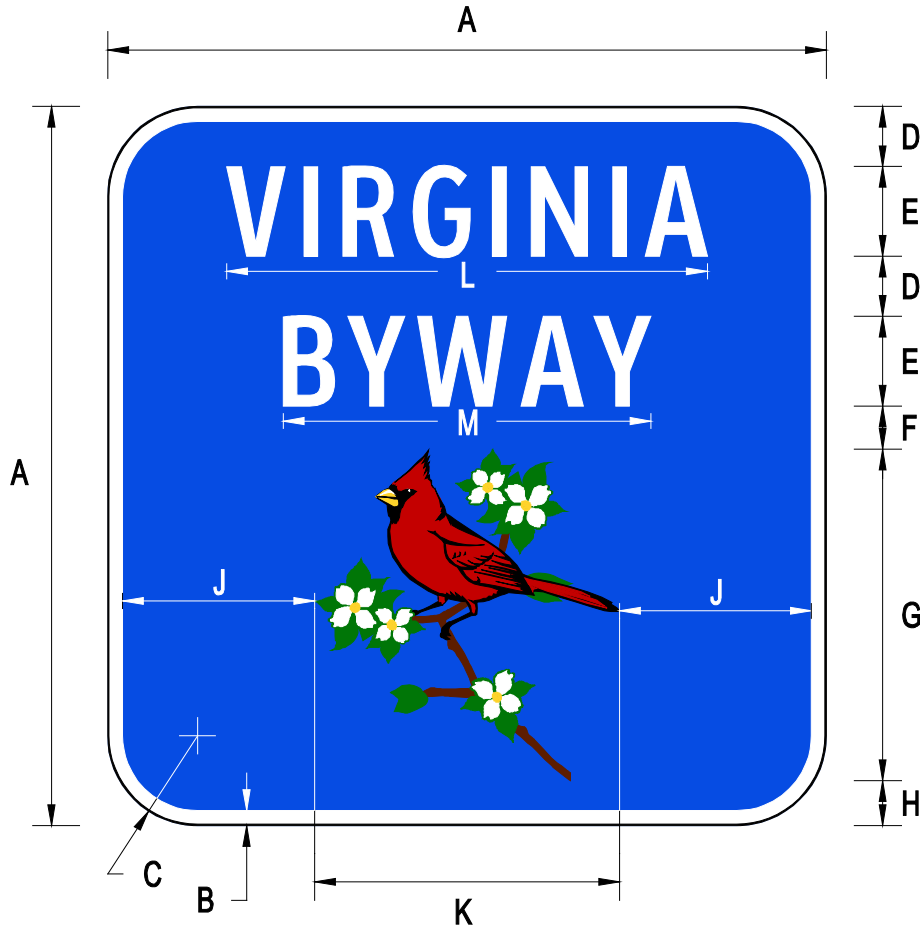
D3-V3  
Through Route Block Numbers

A	B	C	D	E	F	G	H	J	K	L
24	30	1	3	2.5	9	3	5 (2-W)	2.5	Var.	18.6

\*\* Refer to FHWA Standard Highway Signs book for standard arrow details.

COLORS: LEGEND — WHITE (RETROREFLECTIVE)  
BACKGROUND — GREEN (RETROREFLECTIVE)

\* Background color of the street name signs shall be green, except where another color is already established for a specific geographic area. In those locations, the established color may be used. If background color is white, E-mod text shall be used. Refer to Section 2D.43 of the Virginia Supplement to 2009 MUTCD.

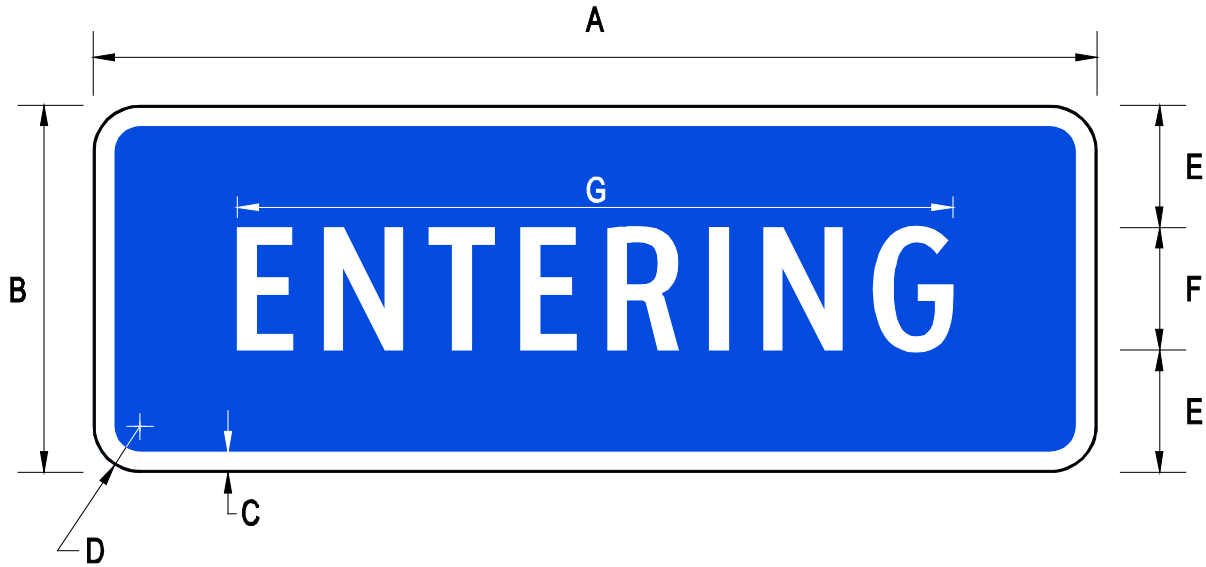


D6-V1  
VIRGINIA BYWAY

A	B	C	D	E	F	G	H	J	K	L	M
24	0.5	3	2	3 (2-W)	1.4375	11.0625	1.5	6.41	10.18	16	12.3

See Appendix for cardinal/dogwood symbol detail.

COLORS:	LEGEND	— WHITE	(RETROREFLECTIVE)
	BACKGROUND	— BLUE	(RETROREFLECTIVE)
	CARDINAL	— BLACK	
		— RED & YELLOW	(RETROREFLECTIVE)
	DOGWOOD	— BROWN, GREEN, WHITE & YELLOW	(RETROREFLECTIVE)



D6-VP1  
ENTERING (Plaque)

A	B	C	D	E	F	G
24	9	0.5	1.125	3	3 (2-W)	17.1

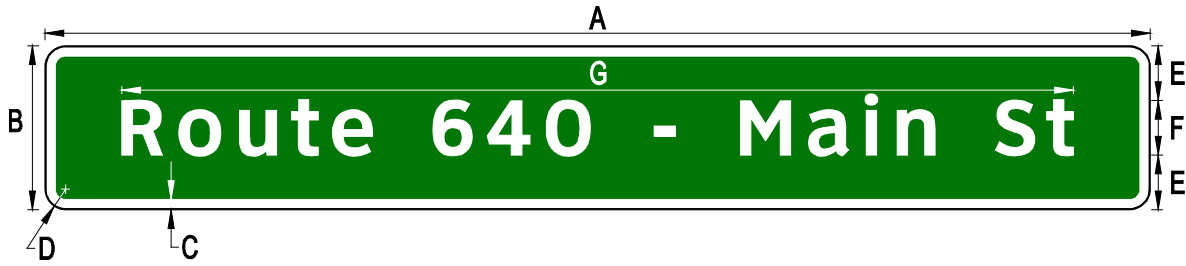
COLORS: LEGEND — WHITE (RETROREFLECTIVE)  
 BACKGROUND — BLUE (RETROREFLECTIVE)



D6-VP2  
LEAVING (Plaque)

A	B	C	D	E	F	G
24	9	0.5	1.125	3	3 (2-W)	14.6

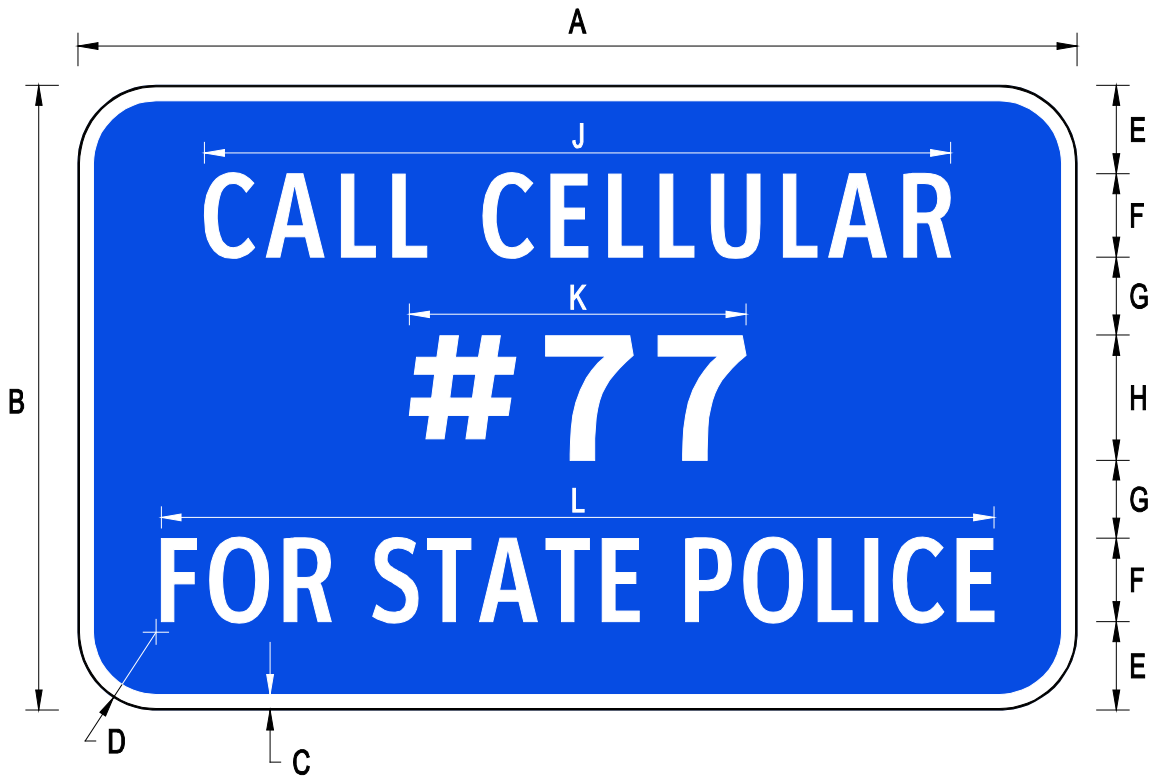
COLORS: LEGEND — WHITE (RETROREFLECTIVE)  
 BACKGROUND — BLUE (RETROREFLECTIVE)



D10-V1  
Grade-Separated Cross Road ID

A	B	C	D	E	F	G
Var.	24	1.5	3	8	8 (5-W)	Var.

COLORS: LEGEND — WHITE (RETROREFLECTIVE)  
BACKGROUND — GREEN (RETROREFLECTIVE)



D12-V1

CALL CELLULAR #77 FOR STATE POLICE

A	B	C	D	E	F	G	H	J	K	L
36	24	0.75	3	4	3 (2-W)	3	4 (5-W)	26.9	10.8	31
48	30	0.75	3.75	4.25	4 (2-W)	3.75	6 (5-W)	35.9	16.2	40
60	36	1	4.5	4.5	5 (2-W)	5	7 (5-W)	44.8	18.9	50
102	54	1.5	6.75	6.5	8 (2-W)	7	11 (5-W)	71.7	29.7	87.3

COLORS: LEGEND — WHITE (RETROREFLECTIVE)  
 BACKGROUND — BLUE (RETROREFLECTIVE)



D14-V1  
ADOPT A HIGHWAY

A	B	C	D	E	F	G	H	J	K	L	M
36	24	0.5	3	2	2 E	1.75	0.5	9.8	2	13.5	Var.

N	P	R	S	T	U	V
6.5	7.8	7	9	30	2.5	Var.

See Appendix for cardinal and roadway heart symbol detail.

COLORS:	LEGEND	— WHITE	(RETROREFLECTIVE)
	BACKGROUND	— BLUE	(RETROREFLECTIVE)
	CARDINAL	— BLACK	
		— RED, GREEN, YELLOW & WHITE	(RETROREFLECTIVE)
	HEART	— BLUE & WHITE	(RETROREFLECTIVE)





I-V1  
VIRGINIA WELCOMES YOU

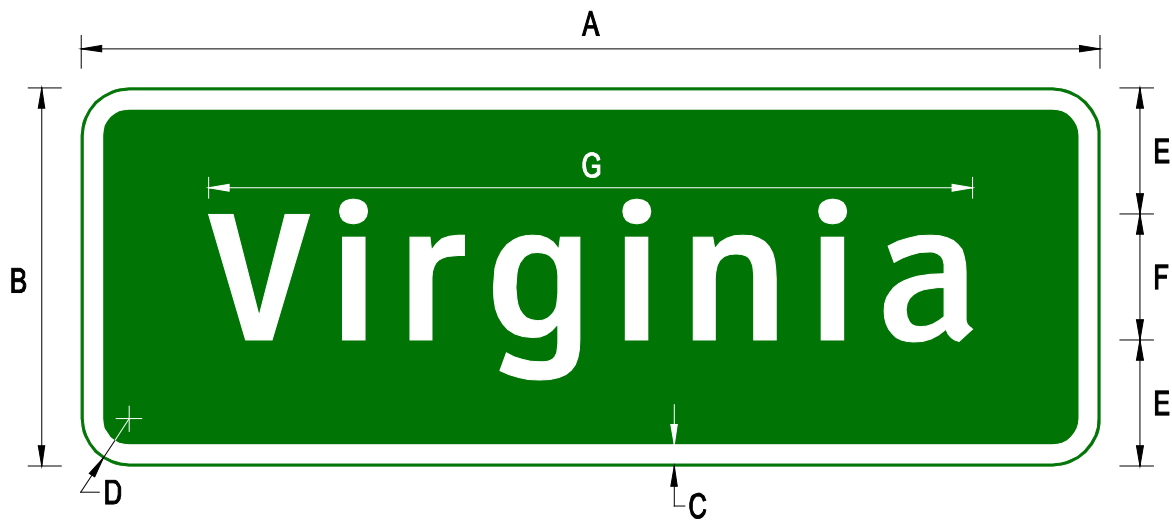
A	B	C	D	E	F	G	H	J	K
78	48	6	2.25	13 (1)	25	5.25 (2)	2.5	56.1	43.4
120	72	10	2.5	20 (1)	38.5	8 (2)	3	86.5	66.9
156	96	12	5.25	25.25 (1)	50	10.5 (2)	5	112.2	86.8

(1) Minion Pro Regular font.

(2) Adobe Garamond Pro Bold font.

See Appendix for cardinal and dogwood symbol detail.

COLORS:	LEGEND	— VARIOUS	
	BACKGROUND	— WHITE	(RETROREFLECTIVE)
	CARDINAL	— BLACK	
		— RED, YELLOW & BROWN	(RETROREFLECTIVE)
	DOGWOOD	— BLUE, RED, BROWN, GREEN, WHITE & YELLOW	(RETROREFLECTIVE)



I-V1a  
VIRGINIA

A	B	C	D	E	F	G
48	18	1	2.25	6	6 (4-W)	36

COLORS: LEGEND — WHITE (RETROREFLECTIVE)  
 BACKGROUND — GREEN (RETROREFLECTIVE)



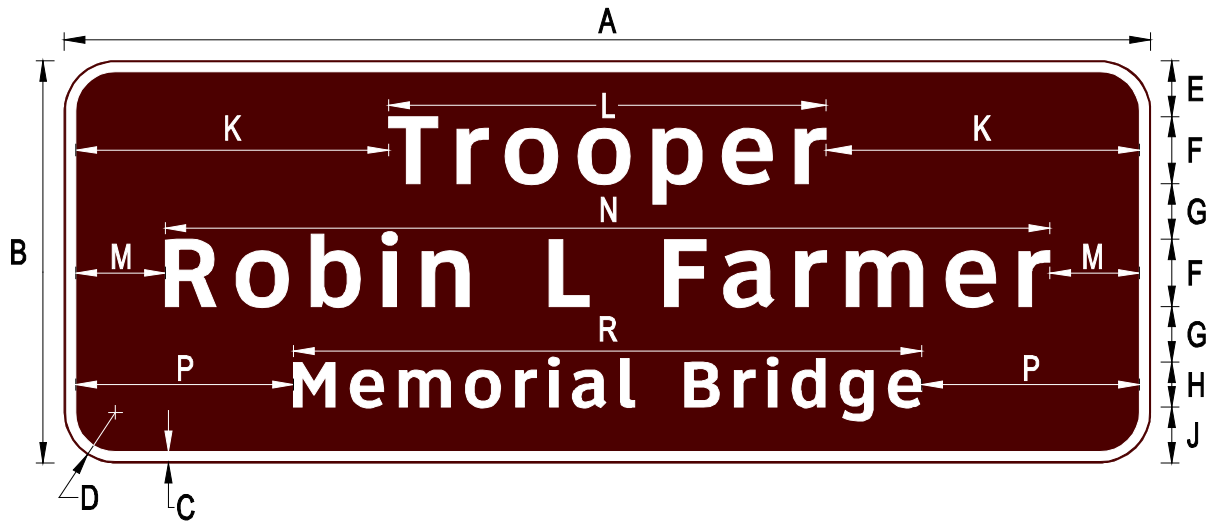
I-V2a

Named Bridges, Highways & Highway Segments (One Line)

A	B	C	D	E	F	G	H	J	K	L
Var. (60 Max)	12	0.5	1.5	2.75	3 (2-W)	2	2 (2-W)	2.25	3 Min.	Var.
Var. (120 Max)	30	1	3.75	7.5	6 (5-W)	5	4 (5-W)	7.5	4.5 Min.	Var.

M	N
2 Min.	Var.
3 Min.	Var.

COLORS: LEGEND — WHITE (RETROREFLECTIVE)  
 BACKGROUND — BROWN (RETROREFLECTIVE)



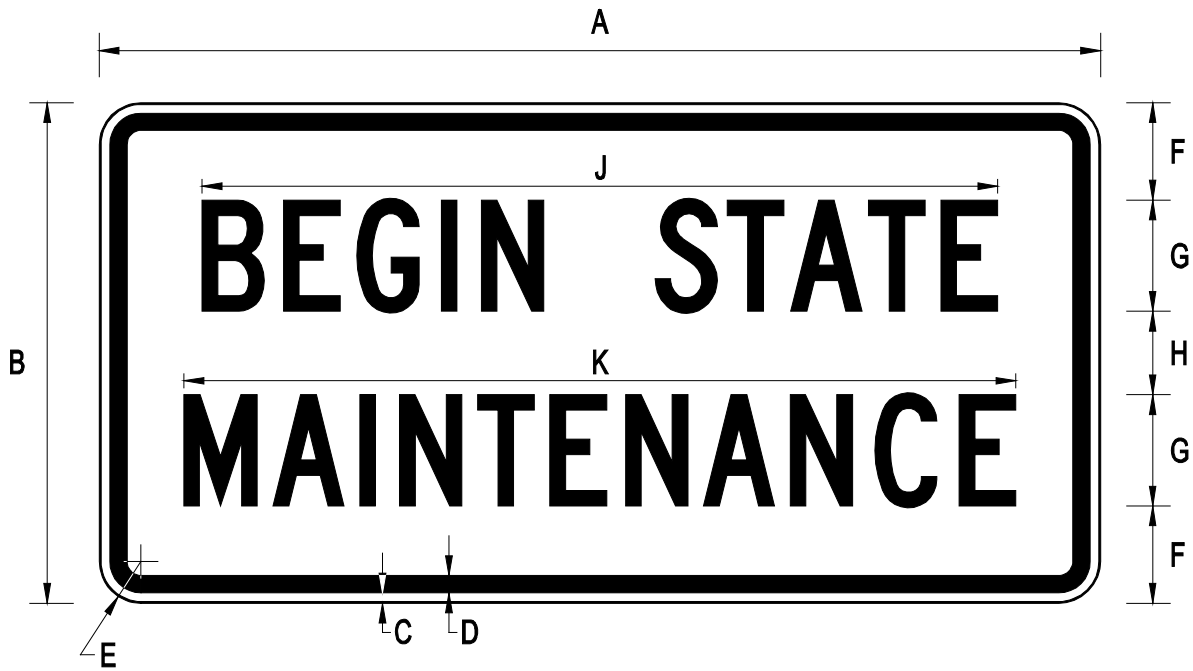
I-V2b

Named Bridges, Highways & Highway Segments (Two Lines)

A	B	C	D	E	F	G	H	J	K	L
Var. (60 Max)	18	0.5	2.25	3.25	3 (2-W)	2	2 (2-W)	2.75	3 Min.	Var.
Var. (120 Max)	36	1	4.5	5	6 (5-W)	5	4 (5-W)	5	4.5 Min.	Var.

M	N	P	R
3 Min.	Var.	2 Min.	Var.
4.5 Min.	Var.	3 Min.	Var.

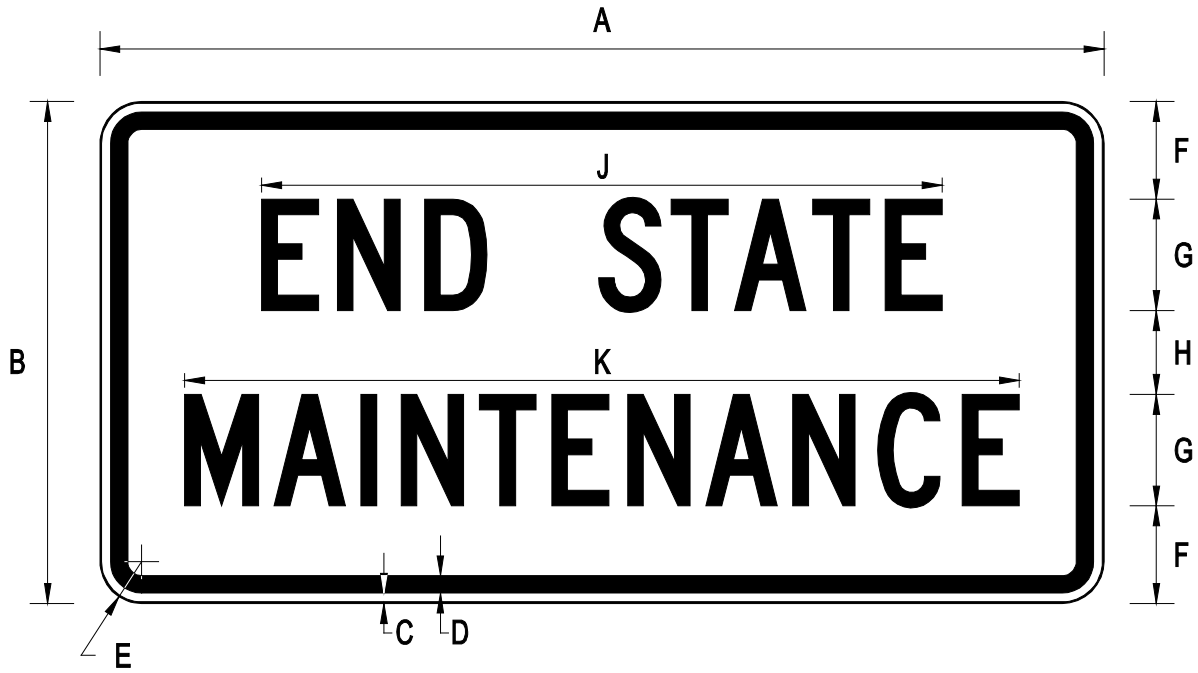
COLORS: LEGEND — WHITE (RETROREFLECTIVE)  
 BACKGROUND — BROWN (RETROREFLECTIVE)



I-V3a  
BEGIN STATE MAINTENANCE

A	B	C	D	E	F	G	H	J	K
36	18	0.375	0.625	1.5	3.5	4 C	3	28.6	29.9

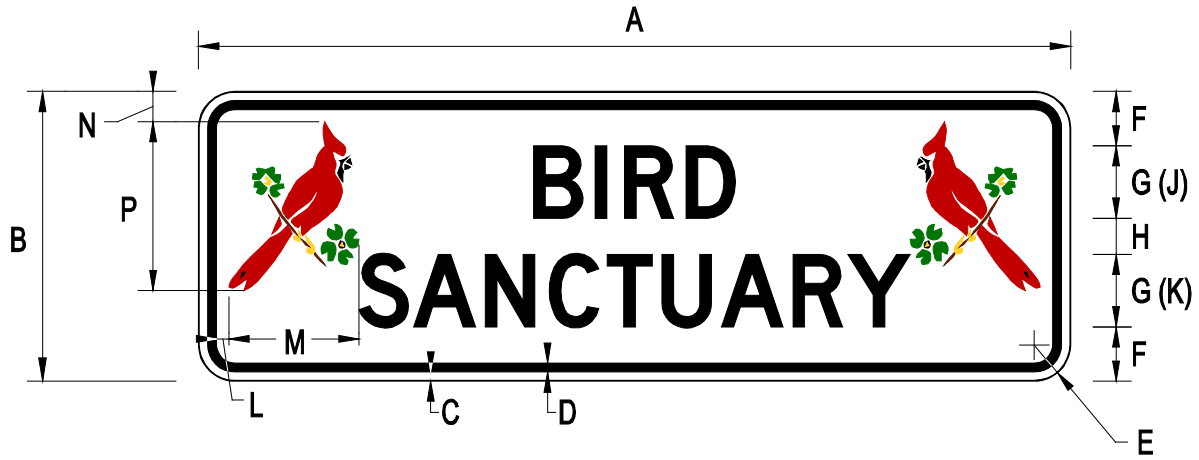
COLORS: LEGEND — BLACK  
 BACKGROUND — WHITE (RETROREFLECTIVE)



I-V3b  
END STATE MAINTENANCE

A	B	C	D	E	F	G	H	J	K
36	18	0.375	0.625	1.5	3.5	4 C	3	24.4	29.9

COLORS: LEGEND — BLACK  
 BACKGROUND — WHITE (RETROREFLECTIVE)



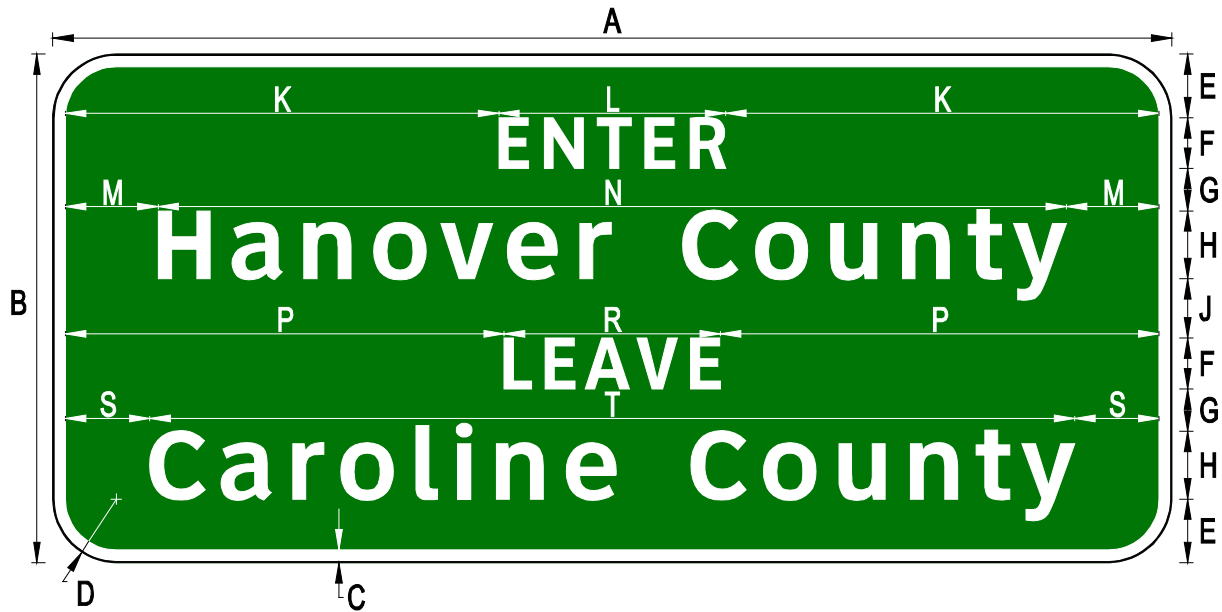
I-V4  
BIRD SANCTUARY

A	B	C	D	E	F	G	H	J	K	L	M
36	12	0.375	0.375	1.5	2.25	3 D	1.5	8.3	22.75	0.5	5.375

N	P
1.25	7

( ) Denotes line length.  
See Appendix for cardinal symbol detail.

COLORS: LEGEND — BLACK  
 BACKGROUND — WHITE (RETROREFLECTIVE)  
 CARDINALS — BLACK  
 — RED, GREEN, YELLOW & BROWN (RETROREFLECTIVE)



I-V5a

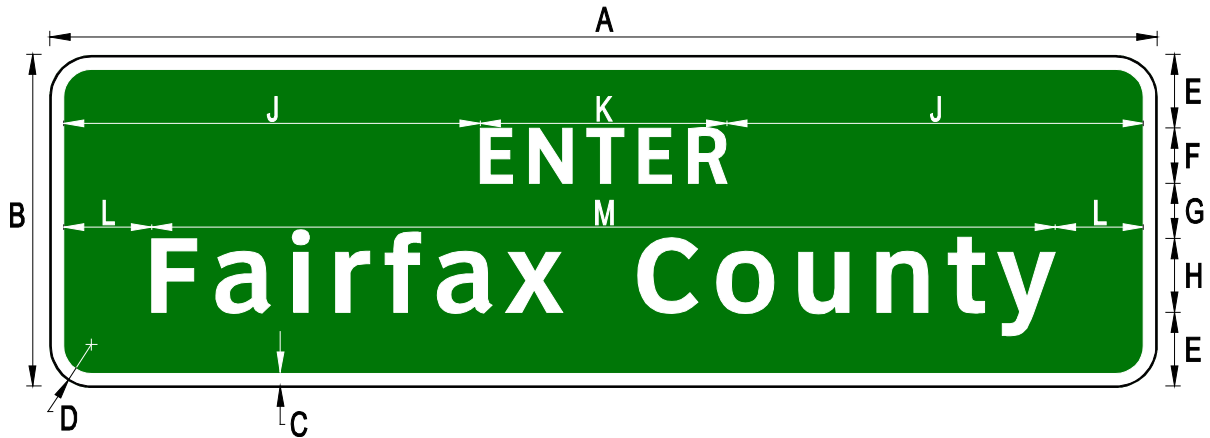
ENTER (Jurisdiction) – LEAVE (Jurisdiction)

A	B	C	D	E	F	G	H	J	K	L	M
Var.	24	0.75	3	3	2 (2-W)	2	3 (1-W)	4	2 Min.	7	3 Min.
Var.	36	0.75	4.5	5.5	3 (3-W)	3	4 (2-W)	5	3 Min.	12.1	4 Min.
Var.	60	1.5	7.5	7.5	6 (4-W)	5	8 (5-W)	7	6 Min.	26.7	8 Min.

N	P	R	S	T
Var.	2 Min.	6.8	3 Min.	Var.
Var.	3 Min.	11.7	4 Min.	Var.
Var.	6 Min.	25.5	8 Min.	Var.

COLORS: LEGEND — WHITE (RETROREFLECTIVE)  
 BACKGROUND — GREEN (RETROREFLECTIVE)

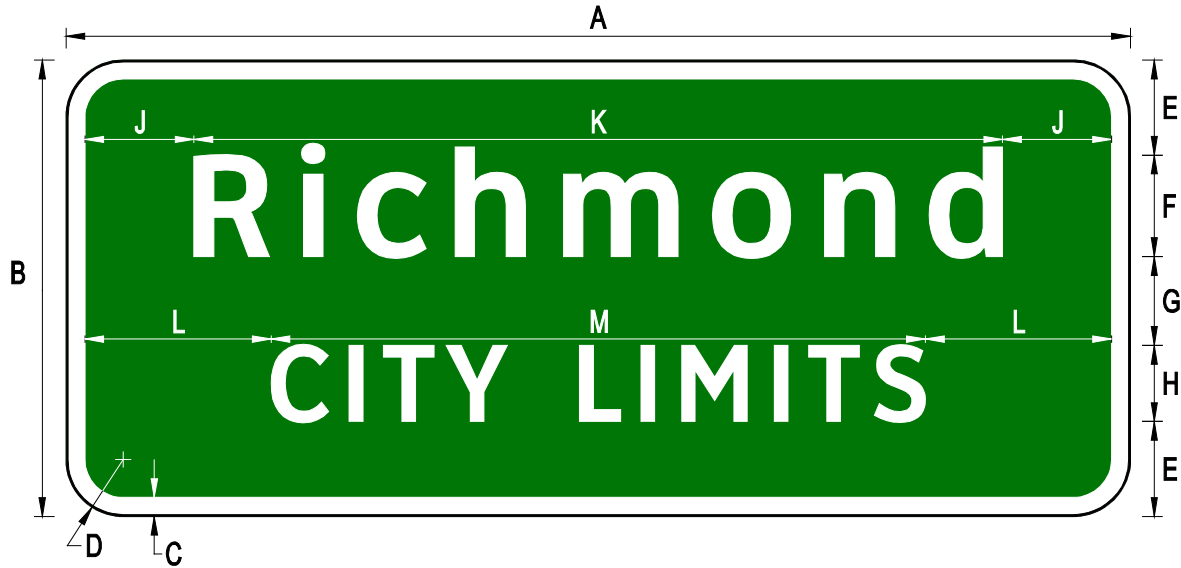




I-V5b  
ENTER (Jurisdiction)

A	B	C	D	E	F	G	H	J	K	L	M
Var.	12	0.75	1.5	2.5	2 (2-W)	2	3 (1-W)	2 Min.	7	3 Min.	Var.
Var.	18	0.75	2.25	4	3 (3-W)	3	4 (2-W)	3 Min.	12.1	4 Min.	Var.
Var.	36	1.5	4.5	8.5	6 (4-W)	5	8 (5-W)	6 Min.	26.7	8 Min.	Var.


COLORS: LEGEND — WHITE (RETROREFLECTIVE)  
BACKGROUND — GREEN (RETROREFLECTIVE)



I-V6  
CITY LIMITS

A	B	C	D	E	F	G	H	J	K	L	M
Var.	18	1	2.25	3.5	5 (2-W)	3	3 (2-W)	5 Min.	Var.	3 Min.	20.2
Var.	36	1.5	4.5	7.5	8 (5-W)	7	6 (4-W)	8 Min.	Var.	6 Min.	51.6

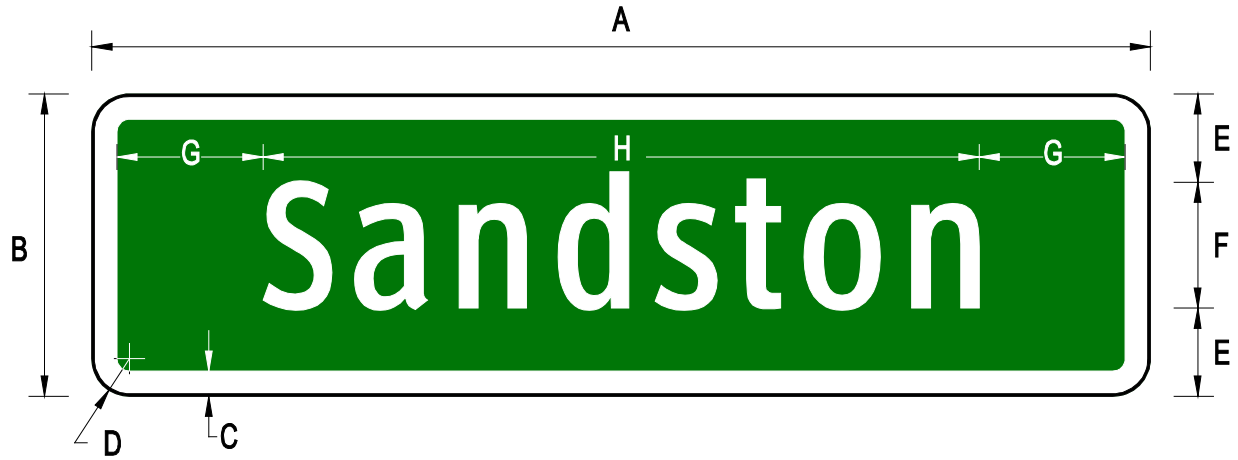
COLORS: LEGEND — WHITE (RETROREFLECTIVE)  
 BACKGROUND — GREEN (RETROREFLECTIVE)



I-V7  
CORPORATE LIMITS

A	B	C	D	E	F	G	H	J	K	L	M
Var.	18	1	2.25	3.5	5 (2-W)	3	3 (2-W)	5 Min.	Var.	3 Min.	34
Var.	36	1.5	4.5	7.5	8 (5-W)	7	6 (3-W)	8 Min.	Var.	6 Min.	77.6

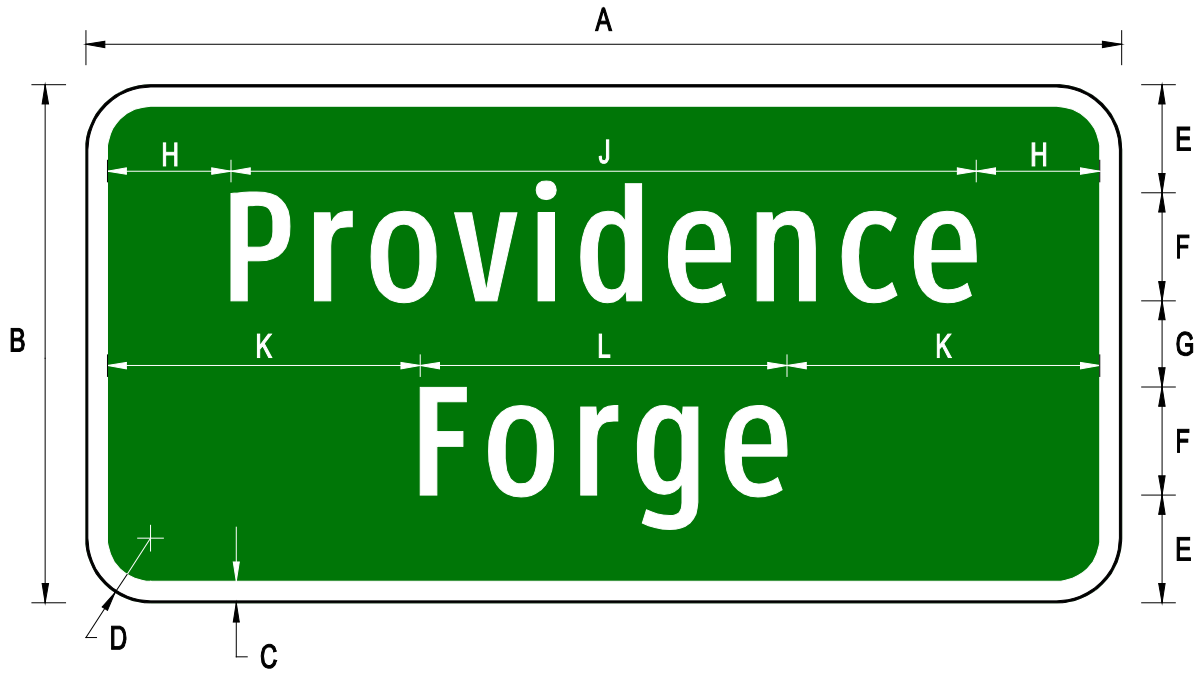
COLORS: LEGEND — WHITE (RETROREFLECTIVE)  
BACKGROUND — GREEN (RETROREFLECTIVE)



I-V8a  
UNINCORPORATED PLACE (One Line)

A	B	C	D	E	F	G	H
Var.	12	1	1.5	3.5	5 (2-W)	5 Min.	Var.

COLORS: LEGEND — WHITE (RETROREFLECTIVE)  
BACKGROUND — GREEN (RETROREFLECTIVE)

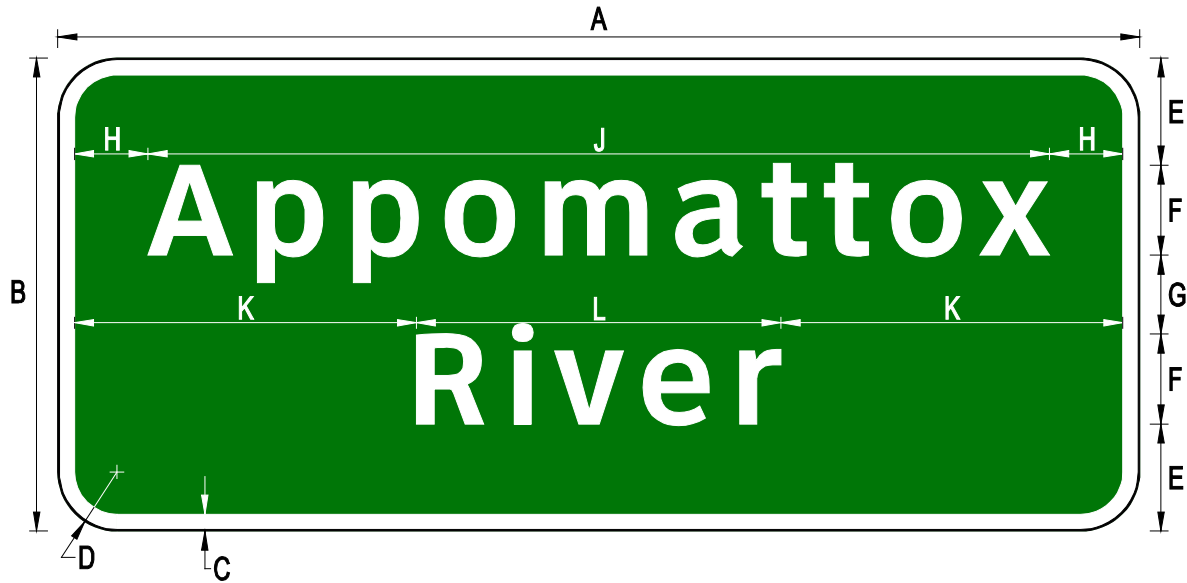


I-V8b

UNINCORPORATED PLACE (Two Lines)

A	B	C	D	E	F	G	H	J	K	L
Var.	24	1	3	5	5 (2-W)	4	5 Min.	Var.	5 Min.	Var.

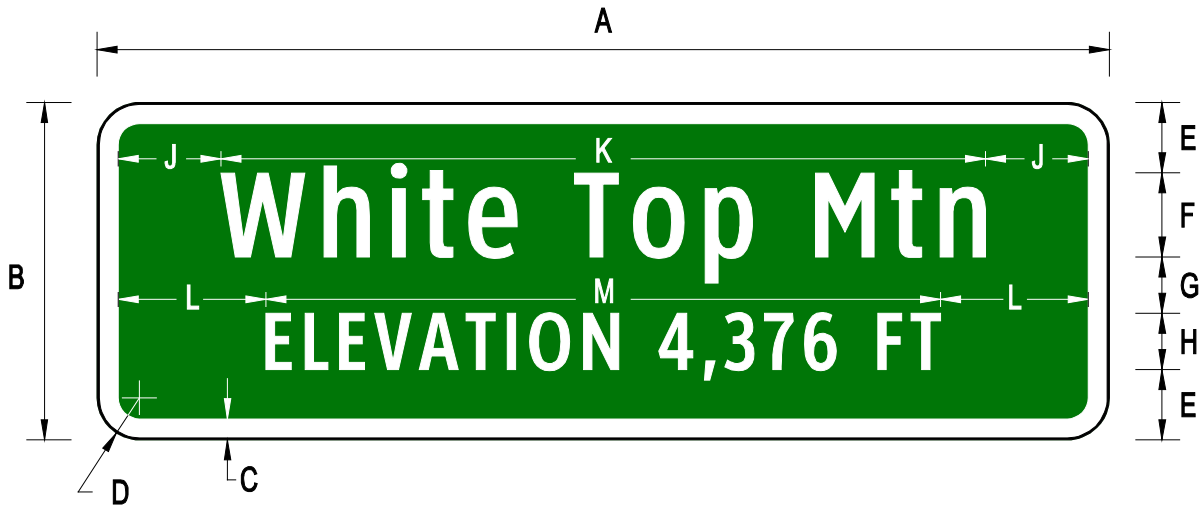
COLORS: LEGEND — WHITE (RETROREFLECTIVE)  
 BACKGROUND — GREEN (RETROREFLECTIVE)



I-V9  
Named Waterway

A	B	C	D	E	F	G	H	J	K	L
Var.	18	0.75	2.25	3.5	4 (2-W)	3	4 Min.	Var.	4 Min.	Var.
Var.	42	1.5	5.25	9.5	8 (5-W)	7	6 Min.	Var.	6 Min.	Var.

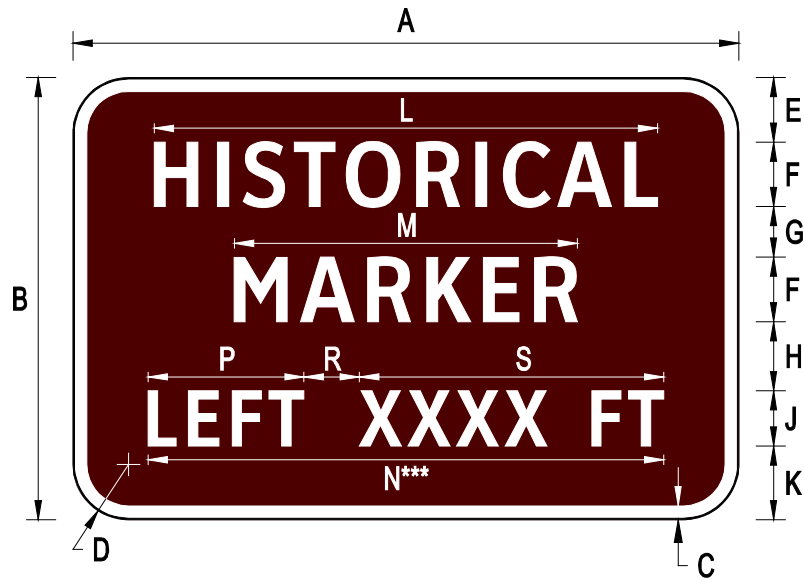
COLORS: LEGEND — WHITE (RETROREFLECTIVE)  
 BACKGROUND — GREEN (RETROREFLECTIVE)



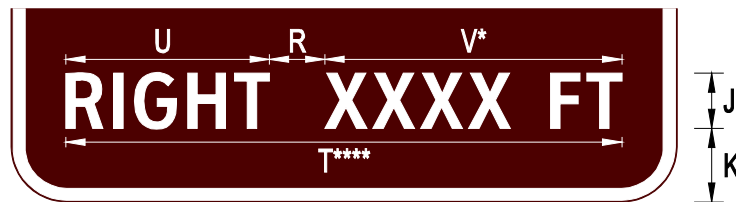
I-V10  
MOUNTAIN CROSSING

A	B	C	D	E	F	G	H	J	K	L	M
Var.	12	0.75	1.5	2.5	3 (2-W)	2	2 (2-W)	3 Min.	Var.	3 Min.	Var.

COLORS: LEGEND — WHITE (RETROREFLECTIVE)  
BACKGROUND — GREEN (RETROREFLECTIVE)



I-V11R



I-V11L  
HISTORICAL MARKER

A	B	C	D	E	F	G	H	J	K	L	M
36	24	0.75	3	3.5	3.5 (3-W)	2.75	3.75	3 (3-W)	4	27.2	18.6

N	P	R	S	T	U	V
Var.	8.4	3	Var.	Var.	11	Var.

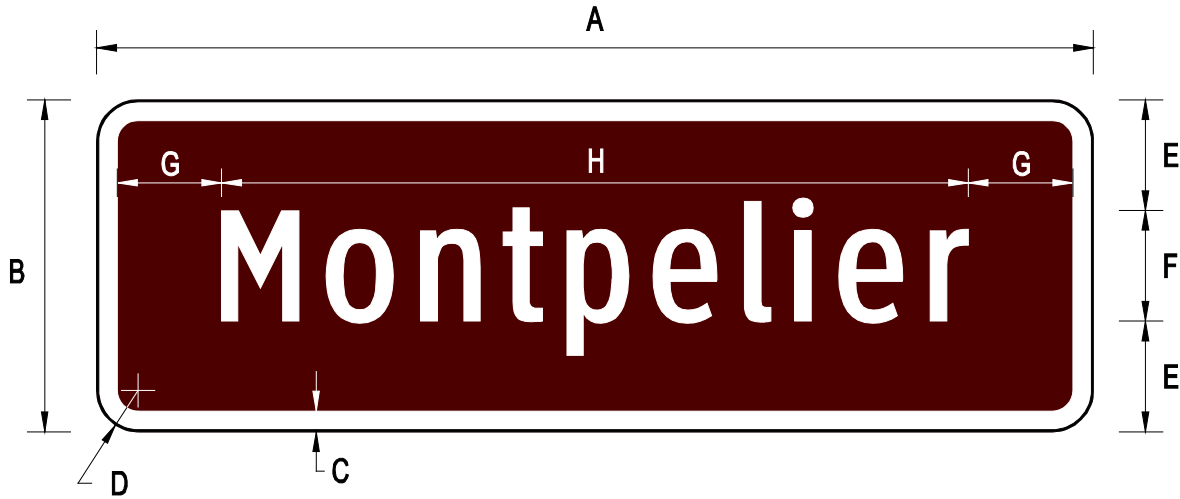
\* Letter Spacing Reduced to 90% of Standard.

\*\*\* Legend "LEFT XXXX FT" shall be centered on sign panel.

\*\*\*\* Legend "RIGHT XXXX FT" shall be centered on the sign panel.

COLORS: LEGEND — WHITE (RETROREFLECTIVE)  
BACKGROUND — BROWN (RETROREFLECTIVE)

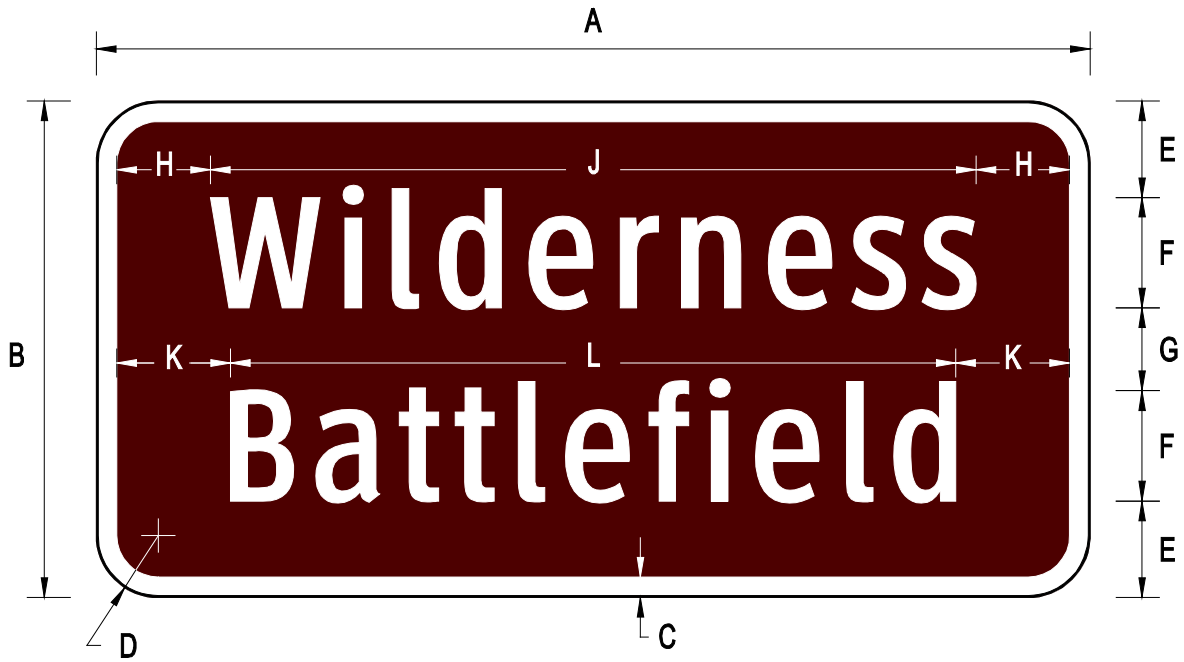




I-V12a  
POINT OF HISTORICAL INTEREST (One Line)

A	B	C	D	E	F	G	H
Var.	12	0.75	1.5	4	4 (2-W)	3 Min.	Var.

COLORS: LEGEND — WHITE (RETROREFLECTIVE)  
BACKGROUND — BROWN (RETROREFLECTIVE)

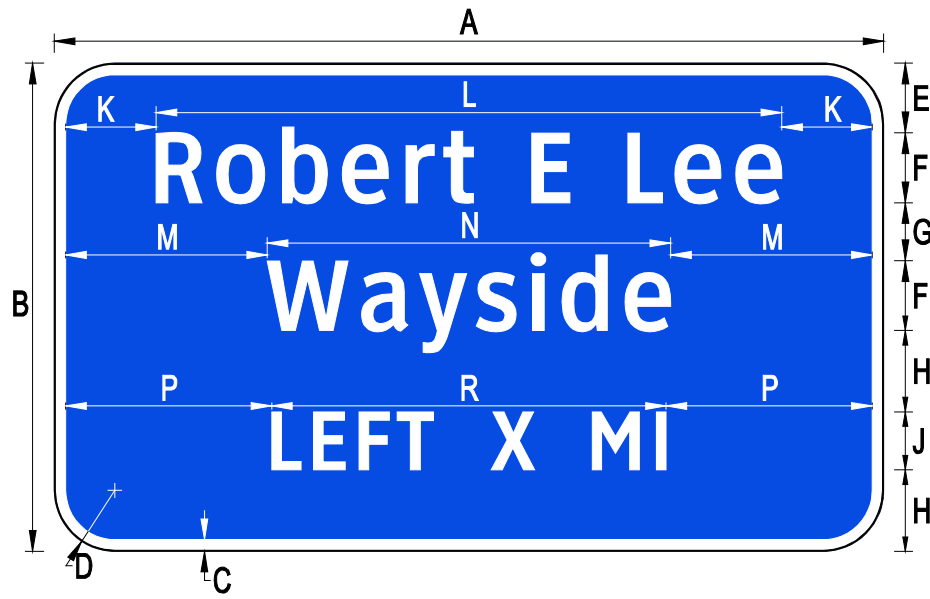


I-V12b


POINT OF HISTORICAL INTEREST (Two Lines)

A	B	C	D	E	F	G	H	J	K	L
Var.	18	0.75	2.25	3.5	4 (2-W)	3	3 Min.	Var.	3 Min.	Var.

COLORS: LEGEND — WHITE (RETROREFLECTIVE)  
 BACKGROUND — BROWN (RETROREFLECTIVE)



I-V13R



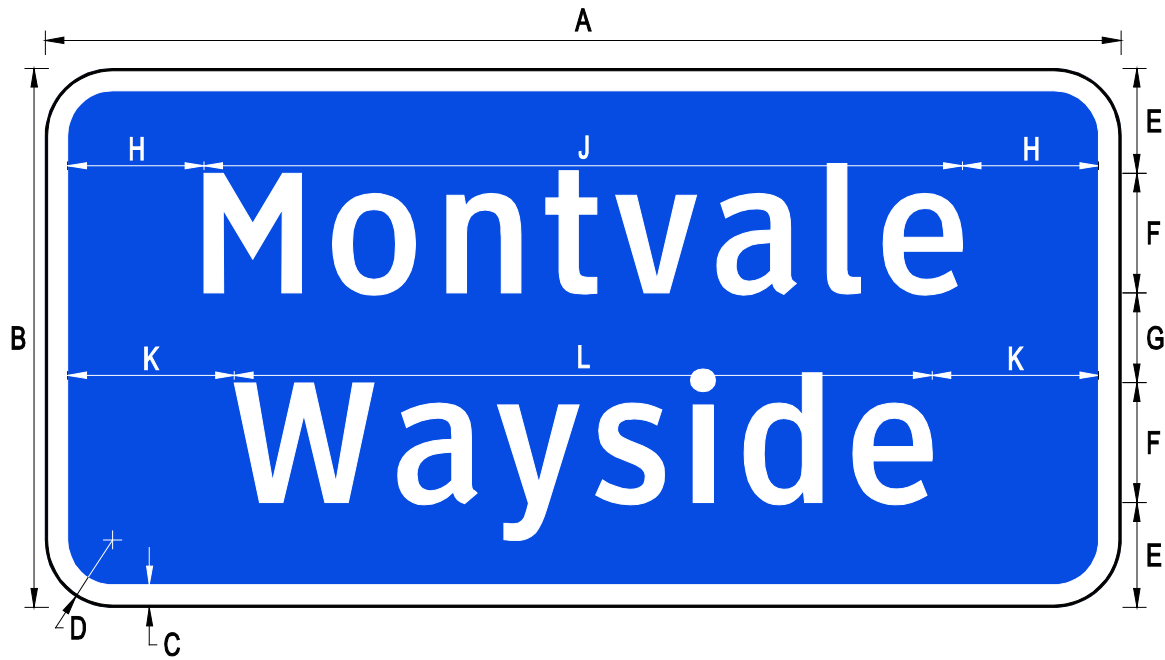
I-V13L

Advance Sign for Wayside

A	B	C	D	E	F	G	H	J	K	L	M
Var.	42	1	5.25	6	6 (3-W)	5	7	5 (3-W)	6 Min.	Var.	6 Min.

N	P	R	S	T
36.1	5 Min.	Var.	5 Min.	Var.

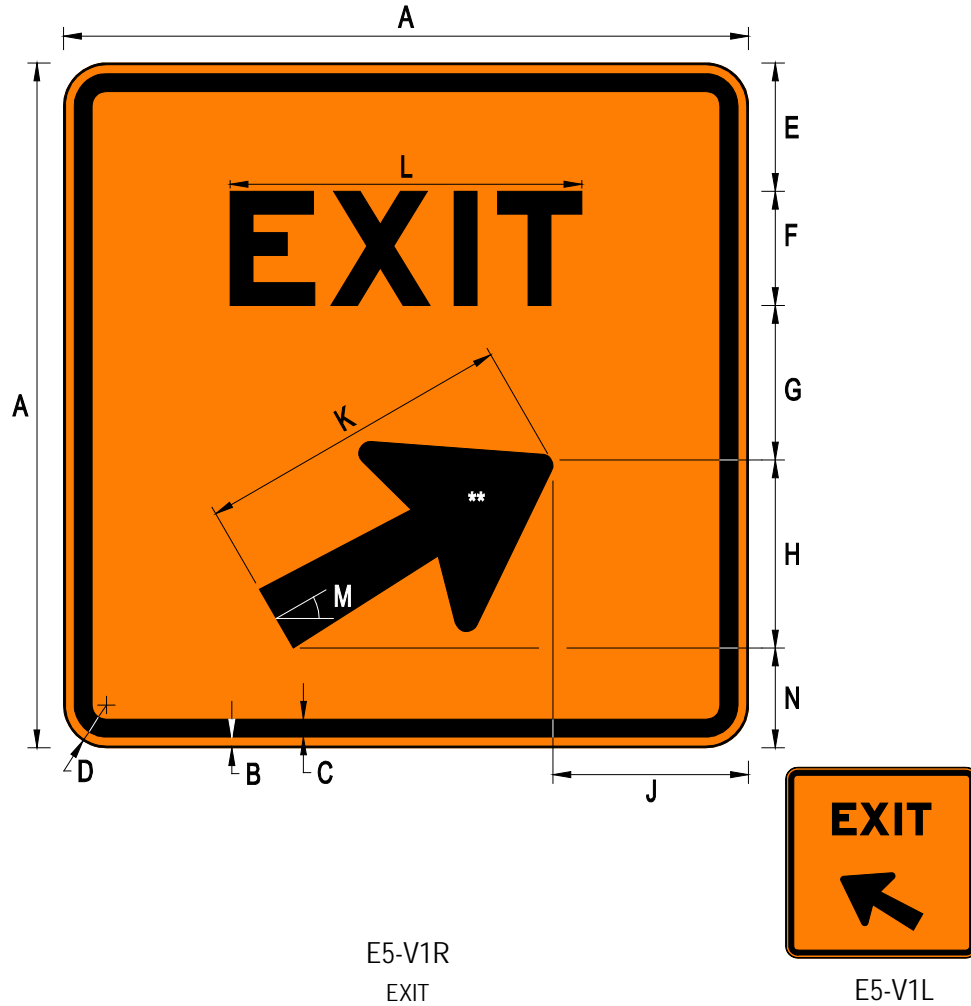
COLORS: LEGEND — WHITE (RETROREFLECTIVE)  
 BACKGROUND — BLUE (RETROREFLECTIVE)



I-V14  
Wayside Identification

A	B	C	D	E	F	G	H	J	K	L
Var.	36	1.5	4.5	7	8 (3-W)	6	6 Min.	Var.	6 Min.	48.1

COLORS: LEGEND — WHITE (RETROREFLECTIVE)  
BACKGROUND — BLUE (RETROREFLECTIVE)




A	B	C	D	E	F	G	H	J	K	L	M
48	0.75	1.25	3	9	8 EM	10.8	13.2	13.7	22.25	24.6	30°

N
7

\*\* Refer to FHWA Standard Highway Signs book for UP ARROW details (8" letter size).

TTC SIGN COLORS:    LEGEND            — BLACK  
                               BACKGROUND    — FLUORESCENT ORANGE (RETROREFLECTIVE)



E5-V2R  
PULL-OFF AREA Entrance

E5-V2L

A	B	C	D	E	F	G	H	J	K	L	M
48	0.75	1.25	3	5	6 D	3	5.6	17.4	22.25	36	20.4

N	P	R
15.4	45°	5

\*\* Refer to FHWA Standard Highway Signs book for UP ARROW details (8" letter size).

TTC SIGN COLORS:    LEGEND            — BLACK  
                               BACKGROUND    — FLUORESCENT ORANGE (RETROREFLECTIVE)

# APPENDIX

## SIGN DESIGN GUIDELINES

The following procedures have been developed to provide a consistent design process for sign designers and fabricators when creating signs for use in the Commonwealth of Virginia.

### REGULATORY AND WARNING SIGNS

Margin, border, and corner radius dimensions (A, B, C, and Radius) can be found in Table 1 (derived from FHWA Standard Highway Signs Blank and Border Standards) on the following page. For sign sizes not given in the table, borders, corner radii, and margins should be designed based on the next-highest given sign size.

For signs using positive and negative contrast backgrounds (for example, the R0-V5 "Highway Safety Corridor with Fines" sign), borders and margins should both be used on the entire sign panel, using Dimensions B and C in Table 1.

Sign messages on Regulatory and Warning signs shall utilize Letter Type L1, L2, or a combination of L1 and L2. Refer to Section 701.03 (a) 4 of the 2007 Road and Bridge Specifications for information on Letter Types L1 & L2.

In accordance with Section 1A.10 of the Virginia Supplement to the 2009 MUTCD, any *permanent* Regulatory or Warning signs that are modified or proposed differently than as shown in the MUTCD, the Virginia Supplement, or the Virginia Standard Highway Signs book, shall be submitted for review and approval by VDOT's Office of the State Traffic Engineer. Signs shall not be fabricated or installed prior to approval.

This requirement shall apply whether or not submission to FHWA is required.

### GUIDE SIGNS (E.G. ALL SIGNS OTHER THAN REGULATORY AND WARNING SIGNS)

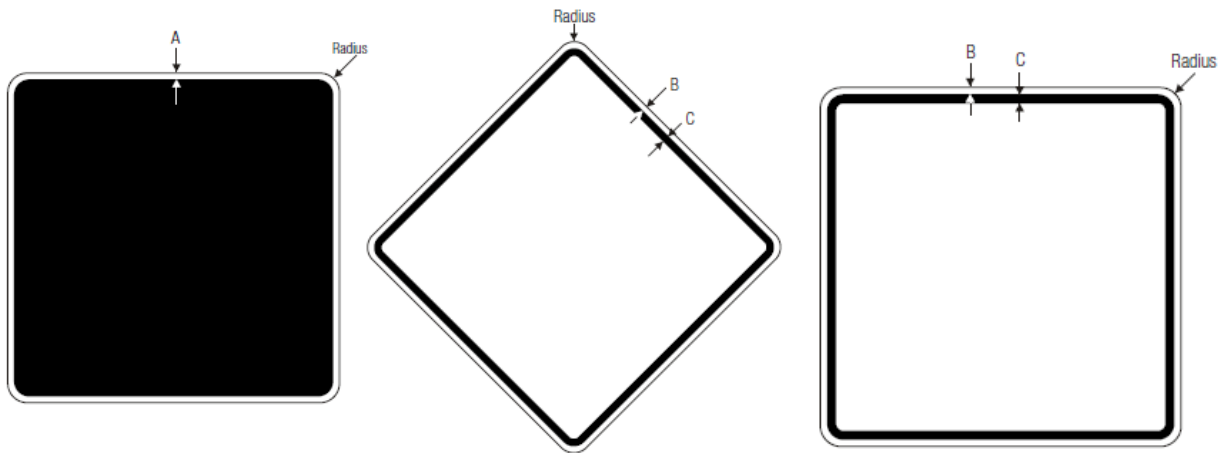
- Corner Radii should be one-eighth of the lesser side dimension, not exceeding 12 inches.
- Interline spacing should be three-fourths of the average of upper-case letter heights in adjacent lines of letters.
- The spacing to the top and bottom borders should be equal to the average of the letter height ( $([UC + LC Loop]/2)$ ) of the adjacent line of letters.
- Spacing between legend, symbols, or shields and vertical borders should be approximately equal to the height of the largest letter.
- Spacing between words, words and arrows, a letter and arrow, words and symbols, or a word and number in a line of copy should be 1 to 1.5 times the upper case letter height used in that line of copy.
- The initial uppercase letters used in conjunction with lowercase letters shall be approximately 1.5 times the "loop" height of the lowercase letters.
- The height and width of signs should be in six-inch increments.
- Table 2 provides general border guidance for signs of any font type, given the capital letter size of major copy.
- Table 3 provides Clearview equivalents to the FHWA-series font, to be used on positive-contrast (white copy on green, blue, and brown backgrounds) guide signs.



Clearview font shall not be used on negative contrast signs.

- By nature of design, there may be times when deviation from these guidelines are necessary.
- Arrows shall be designed in accordance with the FHWA Standard Highway Signs book for Standard Arrow Details
- All positive contrast guide and specific service signs shall utilize

Letter Type L3, L4, or a combination of L3 and L4 unless otherwise noted in the sign design details. All other signs shall utilize Letter Type L1, L2, or a combination of L1 and L2 unless otherwise noted in the sign design details. Refer to Section 701.03 (a) 4 of the 2007 Road and Bridge Specifications for information on Letter Types L1, L2, L3 & L4.



**Table 1: Margin, Border, and Corner Radius Dimensions for Regulatory and Warning Signs**

(All dimensions are in inches)

SIGN SIZE (BASED ON SHORTEST DIMENSION)	A	B*	C	RADIUS
9	0.375	0.375	0.375	1.0
12	0.375	0.375	0.438	1.5
18	0.5	0.375	0.625	1.5
24	0.5	0.375	0.625	1.5
30	0.75	0.5	0.75	1.875
36	0.75	0.625	0.875	2.25
48	1.0	0.75	1.25	3.0
60	1.0	0.75	1.25	3.0
72	1.5	1.0	1.5	4.0
90	1.5	1.0	1.5	6.0
Greater than 90	2.0	1.5	2.0	12.0

\* Margins do not apply to regulatory signs with dark (black, red, etc.) backgrounds.

**Table 2: Suggested Border Dimensions for Guide Signs**  
(All dimensions are in inches)

MAJOR COPY SIZE (CAPITAL LETTER)	BORDER WIDTH
4.0 or less	0.75
Greater than 4.0 and less than 8.0	1.0
8.0	1.5
10.6	1.5
12.0	1.5
13.3	2.0
16.0	2.0
20.0	3.0
24.0	3.0

**Table 3: Use of Clearview Font on Positive Contrast Guide Signs**

FHWA SERIES LETTER TYPE	CLEARVIEW LETTER TYPE
B	1-W
C	2-W
D	3-W
E	4-W
E-modified	5-W and 5-W-R*

\* Clearview 5-W-R has tighter letterspace than 5-W and is designed for replacement of guide signs in which the 5-W is too wide for the specific application, for new signs in areas with restricted right-of-way or when needed to reduce sign size to fit on existing sign supports/structures. If 5-W-R is used in these cases, the designer should document the rationale for using 5-W-R.

NOTE: Clearview font shall not be used on negative contrast signs.

## **SIGN NUMBERING CONVENTION FOR USE WITH VIRGINIA STANDARD HIGHWAY SIGNS**

Virginia's Standard Highway Signs (those signs unique to Virginia) includes those signs not in the FHWA Standard Highway Signs book or signs that have been modified from the Federal standards. The sign number convention used in this book is based on the MUTCD sign numbering convention.

### **MUTCD SIGN NUMBERING CONVENTION (FOR EXAMPLES OF SIGN NUMBERING FOR MUTCD SIGNS AND VIRGINIA SIGNS, SEE PAGE A-6)**

The numbering nomenclature used as the sign numbering convention in the MUTCD has three distinct parts ("family", "series", "unique sign number"). There may be times necessary when an additional suffix is added to the sign numbering convention.

#### **FAMILY OF SIGNS**

First, the MUTCD nomenclature is led by a letter indicating the "family of signs" name. Primarily used are the letters "R" for regulatory signs, "W" for warning signs and either "M", "D" or "I" for one of three major branches within the guide sign family.

#### **SERIES WITHIN A FAMILY**

Second, the MUTCD provides a location for the "series of signs" within a family, all signs within the series having a commonality are given the same number. For example, within the "R" or regulatory family, the "1" series contains STOP and YIELD related signs; the "2" series contains signs for SPEED LIMIT, the "3" series contains signs for LANE CONTROLS, etc.

#### **UNIQUE SIGN NUMBERS**

Third and separated from the "family" letter and "series" number by a hyphen is the unique sign number assigned to a particular sign message.

#### **SUFFIXES**

The MUTCD uses suffixes or follow-on references in the naming convention.

#### **PLAQUES**

If the sign is a plaque designed to accompany a larger sign, the unique number will contain a "P" suffix.

#### **LOWERCASE A, B, C, ETC. SUFFIXES**

In some cases, a particular sign message can be displayed in more than one format such as through symbol and through word.

For example, the R4-7a and the R4-7b are both "KEEP RIGHT" signs used at median noses, but the 7a version has a horizontal arrow while the 7b version has its arrow on a 45° slant. The R4-7 (no follow up letter) version of this sign is the bullet nose with bent vertical arrow indicating that one should pass the nose of the median to the right. So, even though these three signs are unique, they convey the basic "keep right" message, thus the MUTCD gives them the same basic number.

## L AND R SUFFIXES

A sign message might have a left movement version and a right movement version. An example of separating a left movement from a right movement is shown in the sign numbering for the “LEFT LANE CLOSED” (W20-5L) and “RIGHT LANE CLOSED” (W20-5R) signs. The MUTCD assigns the two signs the same “family”, “series” and “unique sign number” even though there is a “left” version and a “right” version. In this case, the suffix is simply a “L” for the left version and a “R” for the right version.

## VIRGINIA SIGNS

All signs that are unique to Virginia utilize a naming convention similar to the MUTCD. The signs start with the same “family” and “series” as similar MUTCD signs. Those indicators will then be followed by a unique letter and number combination that distinguishes the sign as a Virginia sign.

### THE LEADING “V”

Virginia sign designations contain the letter “V” after the hyphen to lead the sign number. A comprehensive list of all speed limit signs used in Virginia (both MUTCD and Virginia signs) would be as follows:

- R2-1 (Speed Limit)
- R2-2P (Trucks)
- R2-3P (Night)
- R2-4P (Minimum Speed)
- R2-4a (Speed Limit with Minimum)
- R2-5P (Unless Otherwise Posted)
- R2-6P (Fines Higher)
- R2-10 (Begin Higher Fines Zone)
- R2-11 (End Higher Fines Zone)

- R2-V1 (Notice: Fines Up to \$500 for Exceeding Speed Limit in Work Zone)
- R2-VP1 (Towed Vehicles Speed Limit Plaque)

In this comprehensive list, two signs can be recognized by the leading “V” as Virginia signs.

### THE “0” (ZERO) SERIES

Some Virginia signs fit within a “family” of signs but do not fit within a “series” in that “family”. These signs have been placed in the “0” (Zero) series. For example, the “NO DUMPING” sign designation follows this convention and is named R0-V1.

### PLAQUES AND OVERLAYS

If the sign is a plaque or overlay the unique sign number will begin with “VP”. Signs designated with the “VP” shall not be installed by themselves. These signs are designed to supplement another sign or be used as an overlay.

For example, the “ENTERING” plaque used with the “VIRGINIA BYWAY” (D6-V1) sign is designated D6-VP1.

### SIZE MODIFICATIONS OF FEDERAL SIGNS

Virginia uses signs from the FHWA Standard Highway Signs book and makes two different types of modifications:

1. providing additional sizes and
2. eliminating the MUTCD sign and replacing it with the Virginia sign.

In these cases, a “(V)” has been added (after a space) to the end of the MUTCD sign number. The user shall refer to the Virginia

Supplement to the MUTCD or the Virginia Work Area Protection Manual for the application of these signs.

For example, the “Authorized Vehicles Only” sign is numbered R5-11 in the MUTCD. The Virginia-modified version of this same sign is numbered R5-11 (V).

EXAMPLES OF MUTCD SIGN NUMBERING



**SPEED LIMIT Sign (R2-1)**  
Family of Signs: R (Regulatory)  
Series: 2 (Speed Limit Signs)  
Unique R2 Sign Number: 1



**LARGE ARROW Sign (W1-6R)**  
Family: W (Warning)  
Series: 1 (Horizontal Alignment Signs)  
Unique W1 Sign Number: 6  
Left or Right Version: R



R6-3



R6-3a

**DIVIDED HIGHWAY Sign (R6-3 & R6-3a)**  
Family: R (Regulatory)  
Series: 6 (One-Way/Divided Highway Signs)  
Unique R6 Sign Number: 3

Note the alternate design of the sign, denoted by the "a" suffix.

EXAMPLES OF VIRGINIA-SPECIFIC SIGNS



**WATCH FOR TURNING VEHICLES Sign (W11-V3)**  
Family: W (Warning)  
Series: 11 (Vehicular Traffic Signs)  
Unique Virginia W11 Sign Number: V3



**LITTERING IS ILLEGAL (w/ Symbol) Sign (R0-V2)**  
Family: R (Regulatory)  
Series: 0 (no family of signs established in MUTCD)  
Unique Virginia R2 Sign Number: V2



**AUTHORIZED VEHICLES ONLY Sign (R5-11 (V))**  
Family: R (Regulatory)  
Series: 5 (Selective Exclusion Signs)  
Virginia Modification of Federal Sign Number: 11 (V)



**ROAD WORK AHEAD - RIGHT LANE CLOSED Sign**

W20-V2R

Family: W (Warning)

Series: 20 (Work Zone Advance Warning Signs)


Unique Virginia W20 Sign Number: V2

Left or Right Version: R

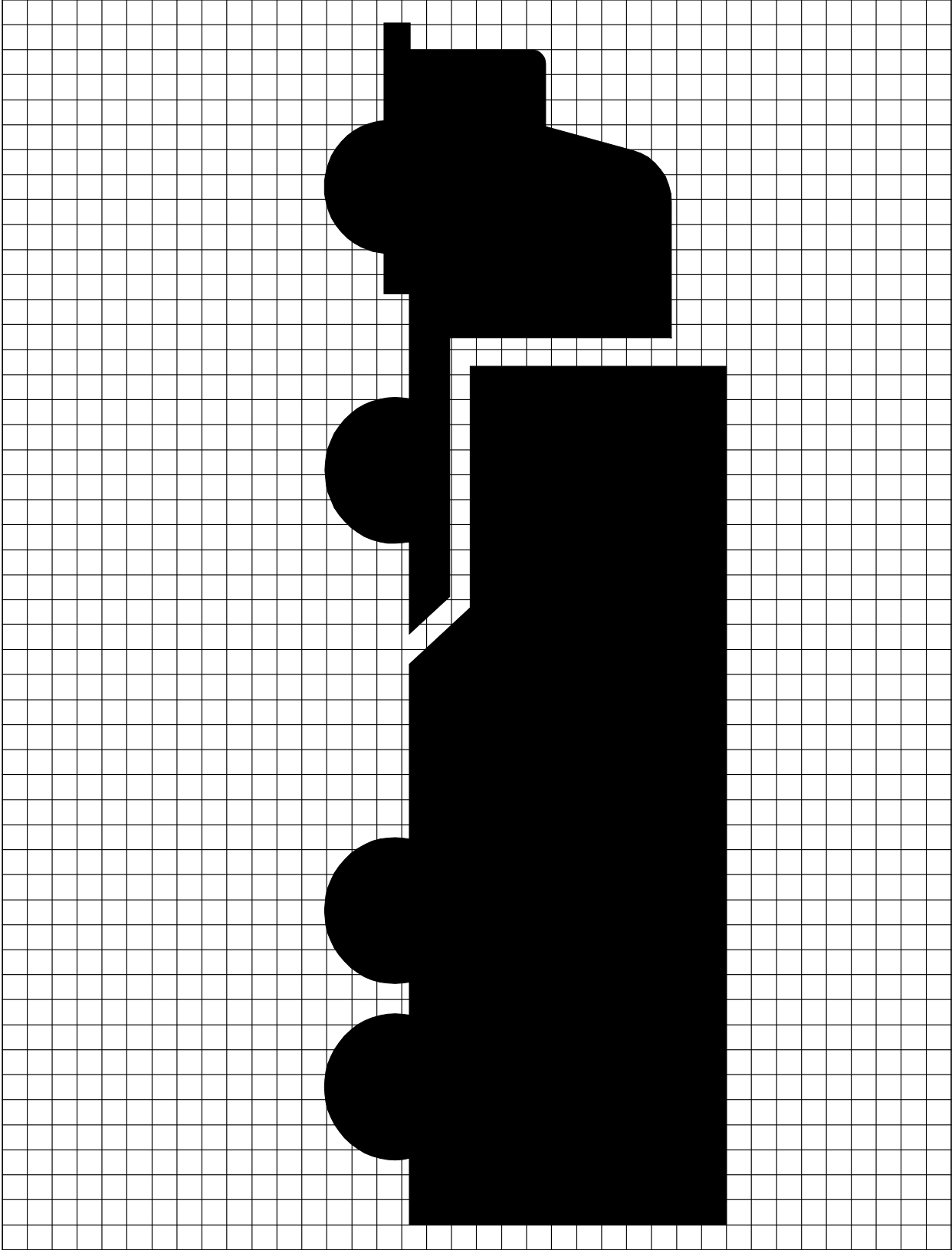


Symbol Detail for use on R0-V2 Sign







Symbol Detail for use on R12-V1, Weight Restriction Sign




Symbol Detail for use on R12-V1, Weight Restriction Sign



Symbol Detail for use on D6-V1, VIRGINIA BYWAY Sign

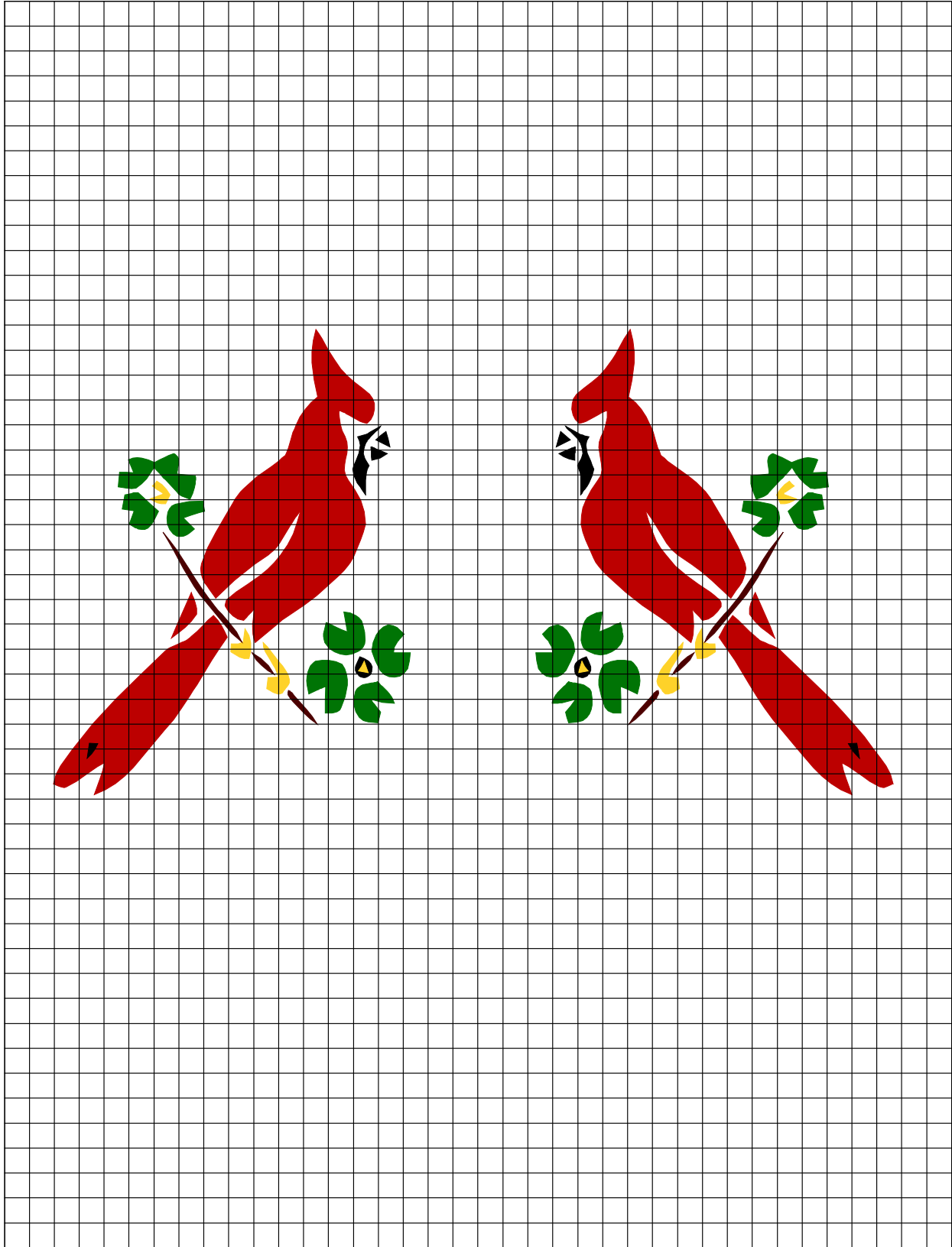


Symbol Detail for use on D14-V1, ADOPT A HIGHWAY Sign



Symbol Detail for use on D14-V1, ADOPT A HIGHWAY Sign

Symbol Detail for use on I-V1, VIRGINIA WELCOMES YOU Sign



Symbol Detail for use on I-V4, BIRD SANCTUARY Sign

## HELPFUL INTERNET LINKS

1. National Standard Highway Signs book - [http://mutcd.fhwa.dot.gov/ser-shs\\_millennium\\_eng.htm](http://mutcd.fhwa.dot.gov/ser-shs_millennium_eng.htm)
2. National Manual on Uniform Traffic Control Devices – <http://mutcd.fhwa.dot.gov/>
3. Virginia Supplement to the 2009 MUTCD – [http://www.virginiadot.org/business/virginia\\_mutcd\\_supplement.asp](http://www.virginiadot.org/business/virginia_mutcd_supplement.asp)
4. Virginia Department of Historical Resources – <http://www.dhr.virginia.gov>
5. Virginia Department of Transportation – <http://www.virginiadot.org>
6. Virginia Work Area Protection Manual – <http://www.virginiadot.org/business/trafficeng-WZS.asp>